

ON Semiconductor

Is Now

onsemi™

To learn more about onsemi™, please visit our website at
www.onsemi.com

onsemi and **onsemi** and other names, marks, and brands are registered and/or common law trademarks of Semiconductor Components Industries, LLC dba "**onsemi**" or its affiliates and/or subsidiaries in the United States and/or other countries. **onsemi** owns the rights to a number of patents, trademarks, copyrights, trade secrets, and other intellectual property. A listing of **onsemi** product/patent coverage may be accessed at www.onsemi.com/site/pdf/Patent-Marking.pdf. **onsemi** reserves the right to make changes at any time to any products or information herein, without notice. The information herein is provided "as-is" and **onsemi** makes no warranty, representation or guarantee regarding the accuracy of the information, product features, availability, functionality, or suitability of its products for any particular purpose, nor does **onsemi** assume any liability arising out of the application or use of any product or circuit, and specifically disclaims any and all liability, including without limitation special, consequential or incidental damages. Buyer is responsible for its products and applications using **onsemi** products, including compliance with all laws, regulations and safety requirements or standards, regardless of any support or applications information provided by **onsemi**. "Typical" parameters which may be provided in **onsemi** data sheets and/or specifications can and do vary in different applications and actual performance may vary over time. All operating parameters, including "Typicals" must be validated for each customer application by customer's technical experts. **onsemi** does not convey any license under any of its intellectual property rights nor the rights of others. **onsemi** products are not designed, intended, or authorized for use as a critical component in life support systems or any FDA Class 3 medical devices or medical devices with a same or similar classification in a foreign jurisdiction or any devices intended for implantation in the human body. Should Buyer purchase or use **onsemi** products for any such unintended or unauthorized application, Buyer shall indemnify and hold **onsemi** and its officers, employees, subsidiaries, affiliates, and distributors harmless against all claims, costs, damages, and expenses, and reasonable attorney fees arising out of, directly or indirectly, any claim of personal injury or death associated with such unintended or unauthorized use, even if such claim alleges that **onsemi** was negligent regarding the design or manufacture of the part. **onsemi** is an Equal Opportunity/Affirmative Action Employer. This literature is subject to all applicable copyright laws and is not for resale in any manner. Other names and brands may be claimed as the property of others.

A Comparison of the NBC12429 and MC12429 Programmable PLL Clock Synthesizers

Prepared by: Terry McHenry, FAE
Joseph Hughes
IC Design Engineer
ON Semiconductor



ON Semiconductor®

<http://onsemi.com>

APPLICATION NOTE

INTRODUCTION

ON Semiconductor, recognizing that companies need to focus their engineering resources on new products instead of re-engineering products already in production, has created direct drop-in replacements for three Motorola clock synthesizers.

Motorola recently announced their decision to migrate the MC12429, MC12430, and MC12439 to a new process. This migration means that existing customers will need to do a complete evaluation of Motorola's new parts to insure compatibility with existing designs.

This paper presents a side-by-side comparison of key specifications for the ON Semiconductor NBC12429 and the Motorola MC12429 (at the time this paper was written the NBC12430 and NBC12439 had not been released; however, they should also be very similar to their Motorola counterparts).

Process Technology

Motorola's MC12429 uses a process called BIC75, which is an older BiCMOS process, while Motorola's new part uses a completely different SiGe process. The control section of the EOL'ed MC12429 is CMOS but the PLL portion, the heart of the chip, is bipolar.

ON Semiconductor decided to create a drop in part using their highly successful MOSAIC V (M5) process, the same bipolar process that is used to produce some of the fastest ECL available, ECLinPS Plus (see www.onsemi.com for more details on the EP and LVEP families). It was also decided to create this part as a fully differential design to decrease noise generation and increase power supply rejection.

ON Semiconductor could have produced this part in SiGe as well but an all silicon bipolar approach made duplication of the existing critical timing much easier to achieve.

Timing Comparison

At a lower level, process technology is a good way to compare parts, but the real test comes in the performance comparison.

Table 1 compares some of the key timing parameters for the parts. As can be seen, the silicon-based parts are nearly identical, leading to high confidence of a drop-in solution; the same cannot be said of Motorola's SiGe part.

Note that the jitter performance of the ON Semiconductor part is significantly better than the Motorola parts. Figure 1 shows both the cycle-to-cycle RMS jitter and the cycle-to-cycle peak-to-peak jitter for the silicon parts. Not only is the NBC12429 jitter significantly lower than the MC12429, but there is also less jitter variation over the VCO range.

When it comes to PLL performance these data sheet specifications only tell part of the story. A great deal of engineering effort was also expended on the two most difficult attributes of the Motorola part to duplicate, the crystal oscillator and the loop dynamics.

The crystal oscillator is very flexible; it will accept low Q, medium Q, and high Q crystals from 10MHz to 20MHz. Achieving this took several iterations, but it is important for a drop-in replacement to be able to operate equally well from any reasonable crystal. A replacement clock synthesizer should not have the engineer hunting for a new crystal as well.

Loop dynamics are characterized by lock time (loop bandwidth) and overshoot. Table 2 contains laboratory measurements of the two silicon devices (taken from several lots and several date codes) showing how closely they compare. Figures 5 and 6 illustrate graphically that lock time and overshoot are very similar, with no ringing. It is important to note that both Table 2 and Figures 5 and 6 depict a very large frequency step, from 200MHz to 400MHz.

AND8120/D

Table 1

Specification	ON	Motorola	Motorola
Part Number	NBC12429	MC12429	MPC9229
Package	28-Lead PLCC and 32-Lead LQFP	28-Lead PLCC and 32-Lead LQFP	28-Lead PLCC and 32-Lead LQFP
Supply Voltage Range	3.3V - 5V	3.3V - 5V	3.3V
Maximum Input Frequency, XTAL (MHz)	20	20	20
Maximum Input Frequency, S_Clock (MHz)	10	10	10
Output Frequency Range (MHz)	25 - 400	25 - 400	25 - 400
Maximum PLL Lock Time (ms)	10	10	10
Jitter, Cycle to Cycle, Peak-to-Peak (ps)	±20	±25	±95
Setup Time (ns)	20	20	20
Hold Time (ns)	20	20	20
Min/Max Rise/Fall Time (ps)	175 - 425	300 - 800	50 - 300
Output Duty Cycle, Min/Max (%)	47.5/52.5	Not Spec'ed	45/55
I _{CC} , Including PLL (mA)	96	120	120

Table 2

Specification (Sample lot, 3.3V, 25C)	ON NBC12429	Motorola MC12429
Lock Time (ms)	1.09	1.04
Overshoot (%)	1.25	1.00
Duty Cycle @ 200MHz/400MHz (%)	50.1/49.6	48.9/48.6
Tr @ 200MHz/400MHz (ps)	293/296	446/426
Tf @ 200MHz/400MHz (ps)	319/297	397/415

AND8120/D

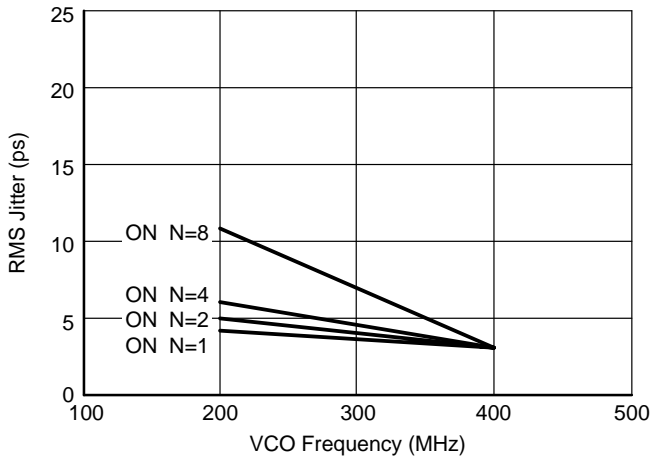


Figure 1. NBC12429 Cycle to Cycle RMS Jitter vs. VCO Frequency

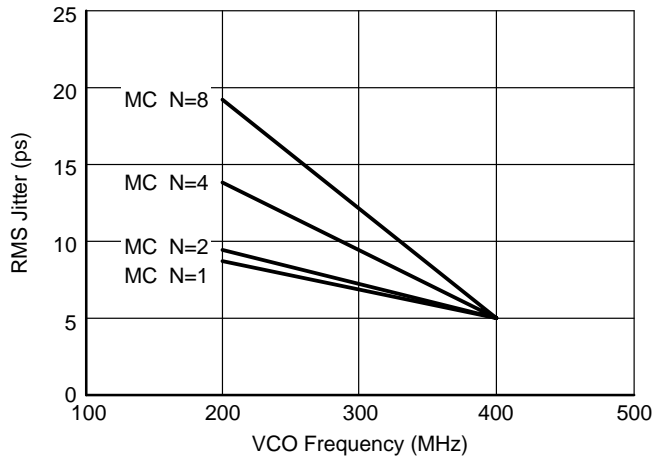


Figure 2. MC12429 Cycle to Cycle RMS Jitter vs. VCO Frequency

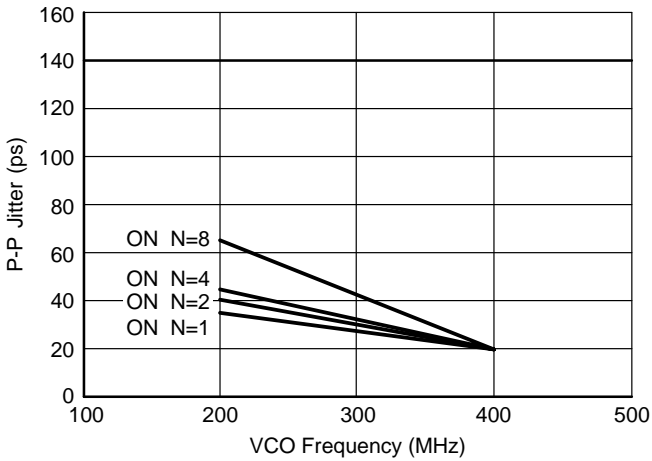


Figure 3. NBC12429 Cycle to Cycle Peak-Peak Jitter vs. VCO Frequency

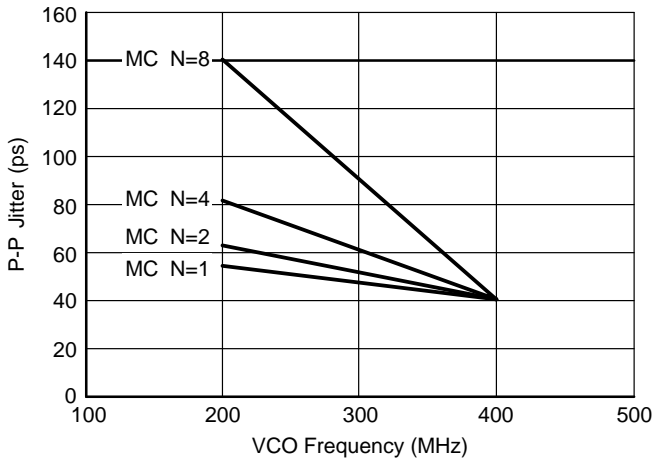


Figure 4. MC12429 Cycle to Cycle Peak-Peak Jitter vs. VCO Frequency

AND8120/D

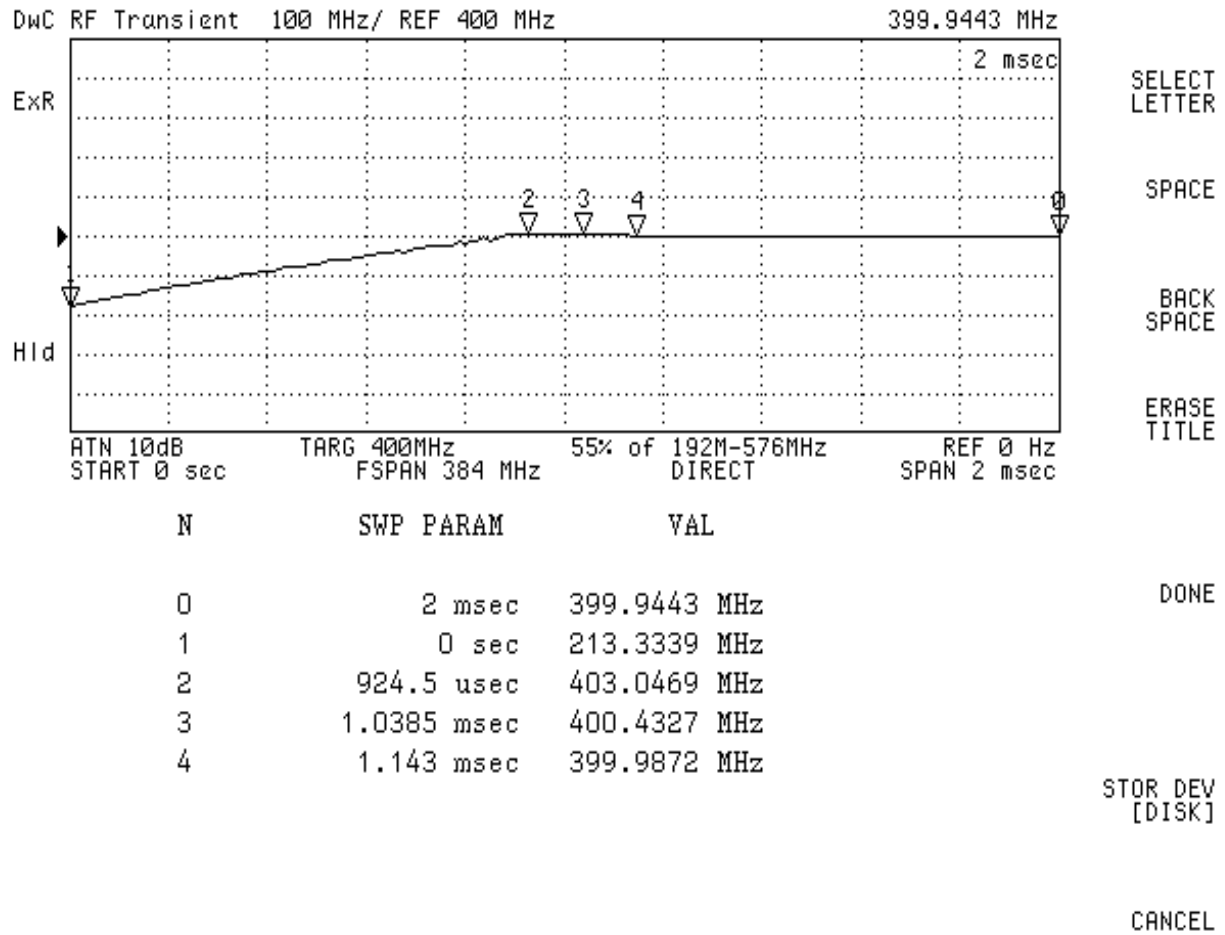


Figure 5. NBC12429

AND8120/D

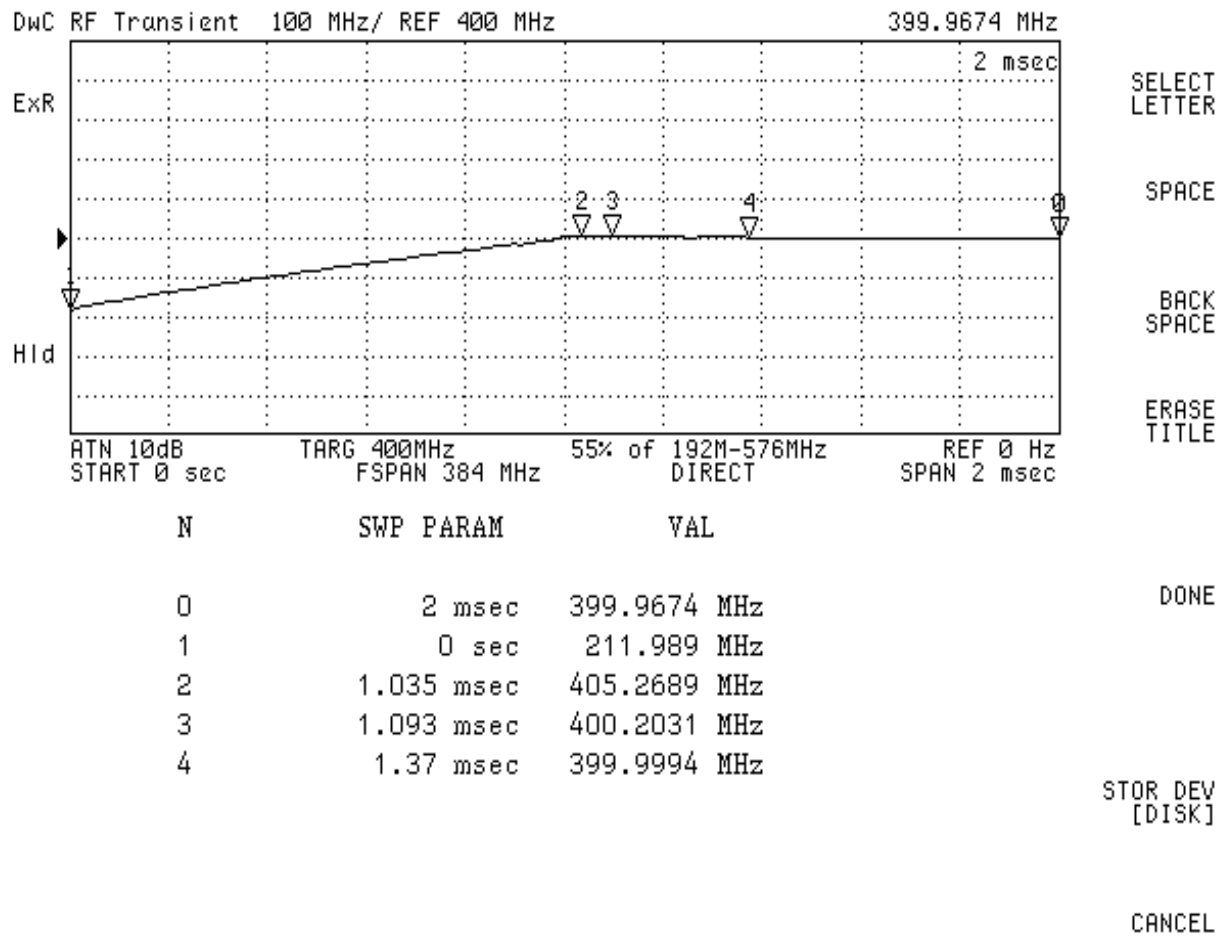


Figure 6. MC12429


AND8120/D

Conclusion

In order to have a high degree of confidence in a drop-in solution, a clock synthesizer must have both similar timing and similar dynamics to the part it is replacing. The NBC12429 compares very favorably to the MC12429 on both counts, and should require a minimum of engineering effort.

The NBC12429 is produced at ON Semiconductor's fab in Phoenix, Arizona and is available today in sample or production quantities from your local distributor. The NBC12429 is available in either a 28 pin PLCC (NBC12429FN) or a 32 pin LQFP (NBC12429FA).

For more information click on:
<https://www.onsemi.com/productSummary/0,4317,NBC12429,00.html>.

ON Semiconductor and  are registered trademarks of Semiconductor Components Industries, LLC (SCILLC). SCILLC reserves the right to make changes without further notice to any products herein. SCILLC makes no warranty, representation or guarantee regarding the suitability of its products for any particular purpose, nor does SCILLC assume any liability arising out of the application or use of any product or circuit, and specifically disclaims any and all liability, including without limitation special, consequential or incidental damages. "Typical" parameters which may be provided in SCILLC data sheets and/or specifications can and do vary in different applications and actual performance may vary over time. All operating parameters, including "Typicals" must be validated for each customer application by customer's technical experts. SCILLC does not convey any license under its patent rights nor the rights of others. SCILLC products are not designed, intended, or authorized for use as components in systems intended for surgical implant into the body, or other applications intended to support or sustain life, or for any other application in which the failure of the SCILLC product could create a situation where personal injury or death may occur. Should Buyer purchase or use SCILLC products for any such unintended or unauthorized application, Buyer shall indemnify and hold SCILLC and its officers, employees, subsidiaries, affiliates, and distributors harmless against all claims, costs, damages, and expenses, and reasonable attorney fees arising out of, directly or indirectly, any claim of personal injury or death associated with such unintended or unauthorized use, even if such claim alleges that SCILLC was negligent regarding the design or manufacture of the part. SCILLC is an Equal Opportunity/Affirmative Action Employer.

PUBLICATION ORDERING INFORMATION

Literature Fulfillment:

Literature Distribution Center for ON Semiconductor
P.O. Box 5163, Denver, Colorado 80217 USA
Phone: 303-675-2175 or 800-344-3860 Toll Free USA/Canada
Fax: 303-675-2176 or 800-344-3867 Toll Free USA/Canada
Email: ONlit@hibbertco.com

N. American Technical Support: 800-282-9855 Toll Free USA/Canada

JAPAN: ON Semiconductor, Japan Customer Focus Center
2-9-1 Kamimeguro, Meguro-ku, Tokyo, Japan 153-0051
Phone: 81-3-5773-3850

ON Semiconductor Website: <http://onsemi.com>

For additional information, please contact your local Sales Representative.