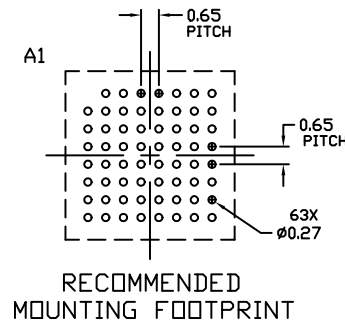
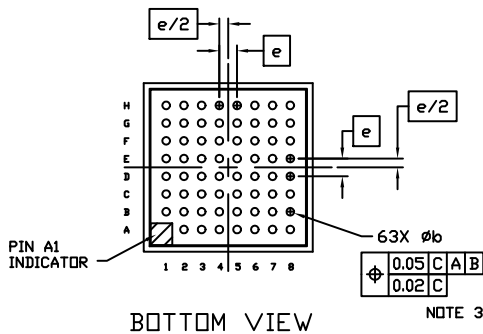
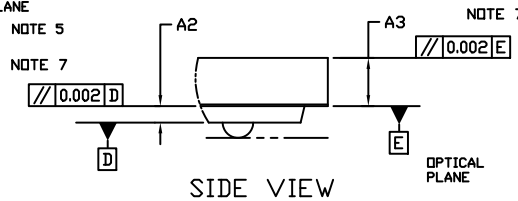
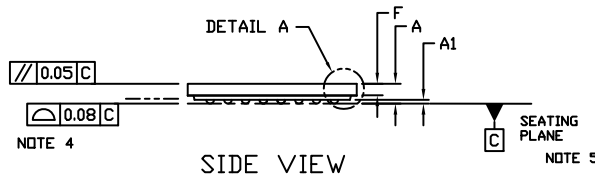
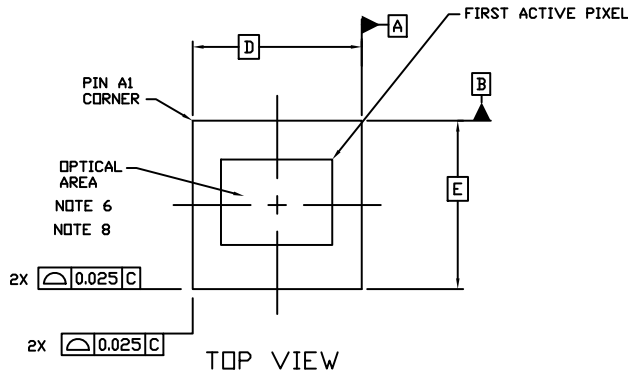


**ODCSP63, 6.198x6.178**  
**CASE 570BY**  
**ISSUE B**

DATE 05 JAN 2018



NOTES:

1. DIMENSIONING AND TOLERANCING PER ASME Y14.5M, 1994.
2. CONTROLLING DIMENSION: MILLIMETERS
3. DIMENSION b IS MEASURED AT THE MAXIMUM SOLDER BALL DIAMETER PARALLEL TO DATUM C.
4. COPLANARITY APPLIES TO THE SPHERICAL CROWNS OF THE SOLDER BALLS.
5. DATUM C, THE SEATING PLANE, IS DEFINED BY THE SPHERICAL CROWNS OF THE SOLDER BALLS.
6. MAXIMUM ROTATION OF OPTICAL AREA RELATIVE TO D AND E WILL BE ±0.1°. OPTICAL AREA IS DEFINED BY THE ACTIVE PIXEL ARRAY. REFER TO THE DEVICE DATASHEET FOR TOTAL ARRAY AND FIRST ACTIVE PIXEL DEFINITIONS.
7. PARALLELISM APPLIES ONLY TO THE OPTICAL AREA.
8. OPTICAL CENTER OFFSET WITH RESPECT TO THE PACKAGE CENTER IS X=-23.56 MICRONS, Y=96.96 MICRONS ±25 MICRONS.

DIM	MILLIMETERS	
	MIN.	MAX.
A	---	0.81
A1	0.11	0.17
A2	0.125	0.175
A3	0.421	0.461
b	0.25	0.31
D	6.198	BSC
E	6.178	BSC
e	0.65	BSC
F	0.38	0.42

<b>DOCUMENT NUMBER:</b>	<b>98AON11617G</b>	Electronic versions are uncontrolled except when accessed directly from the Document Repository. Printed versions are uncontrolled except when stamped "CONTROLLED COPY" in red.
<b>DESCRIPTION:</b>	<b>ODCSP63, 6.198X6.178</b>	<b>PAGE 1 OF 1</b>

ON Semiconductor and **ON** are trademarks of Semiconductor Components Industries, LLC dba ON Semiconductor or its subsidiaries in the United States and/or other countries. ON Semiconductor reserves the right to make changes without further notice to any products herein. ON Semiconductor makes no warranty, representation or guarantee regarding the suitability of its products for any particular purpose, nor does ON Semiconductor assume any liability arising out of the application or use of any product or circuit, and specifically disclaims any and all liability, including without limitation special, consequential or incidental damages. ON Semiconductor does not convey any license under its patent rights nor the rights of others.