



American Certification Body Inc.  
6731 Whittier Ave, Suite C110, McLean, VA 22101  
Ph: (703) 847-4700, Fax: (703) 847-6888

## JAPAN CERTIFICATE OF CONSTRUCTION TYPE

CERTIFICATION No. ▶ **ACB-MIC000272**

RADIO LABEL MARKING ▶ **R 209- J00320**

ISSUED TO ▶ **ON Semiconductor  
5005 East McDowell Road  
Phoenix, AZ 85008  
U.S.A.**

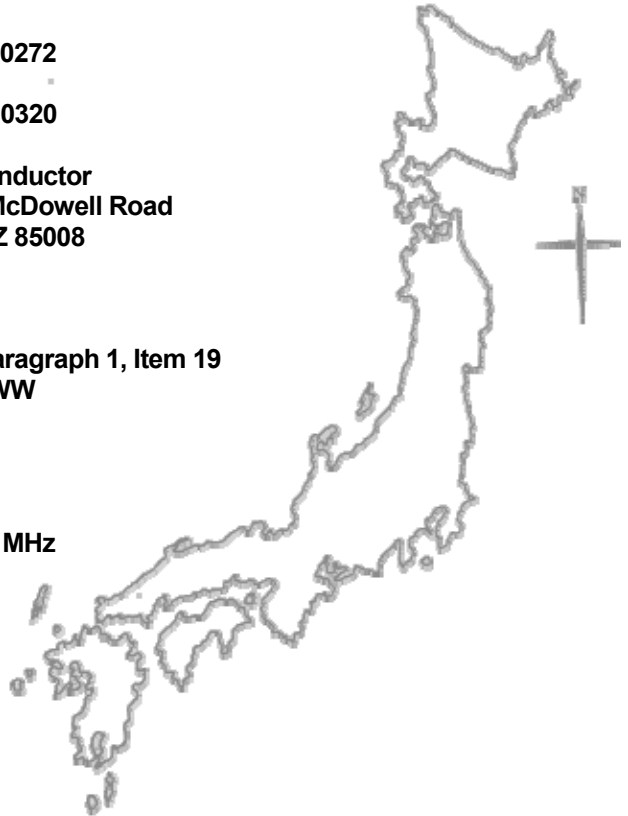
CLASSIFICATION OF SPECIFIED RADIO EQUIPMENT ▶ **Article 2, Paragraph 1, Item 19  
Category: WW**

MODEL / NAME OF EQUIPMENT ▶ **RSL10SIP**

FREQUENCY RANGE ▶ **2402 - 2480 MHz**

EMISSION DESIGNATION ▶ **F1D**

R.F. POWER RATING ▶ **4 mW**



NOTES: **This certificate does not pertain to requirements that may be applicable under the Telecommunications Business Act for certain types of telecommunications terminal equipment which are subject to both the Radio Act and Telecommunications Business Act.**

This is to Certify that the above Type Certification has been granted in accordance with the provisions of Article 38-24 Paragraph 1 of the Radio Law.

ORIGINAL DATE OF ISSUE: August 17, 2018  
REVISED DATE OF ISSUE: N/A

**Michael F. Violette  
Director**

## JAPAN CERTIFICATE OF CONSTRUCTION TYPE (ANNEX 1)

CERTIFICATION No.                   ▶   **ACB-MIC000272**

RADIO LABEL MARKING           ▶   R **209- J00320**

### Technical Features and Characteristics

The equipment includes the following features and characteristics:

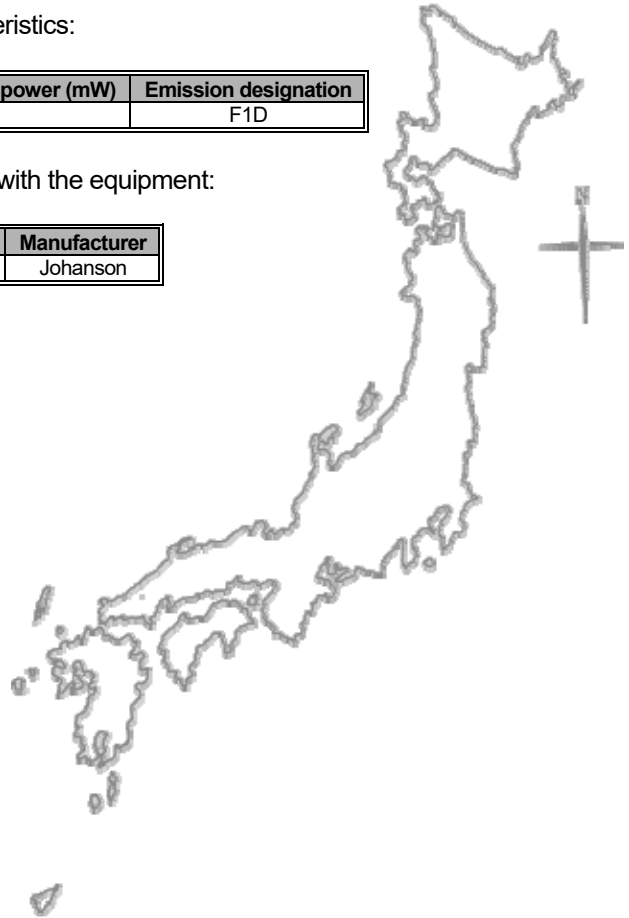
Frequency range (MHz)	Communication protocol	Rated antenna power (mW)	Emission designation
2402 – 2480	GFSK	4	F1D

The following antennas are certified for use in combination with the equipment:

Frequency range (MHz)	Type	Model	Peak gain (dBi)	Manufacturer
2402 - 2484	Chip	2450AT07A0100	0.286	Johanson

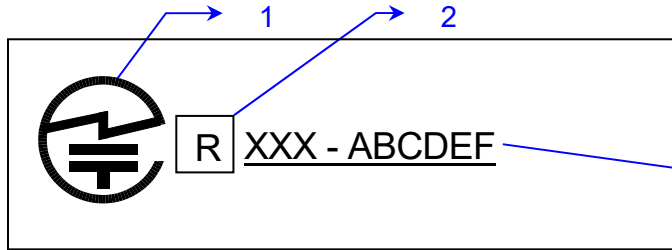
ORIGINAL DATE OF ISSUE: August 17, 2018

REVISED DATE OF ISSUE: N/A



**Label Marking of Radio Equipment based on Certified Type**  
**Explanation of Certified Label, Including Contents of Technical Requirements etc.**

The marking below must be affixed to an easily noticeable section of the specified radio equipment. Note that additional information may be necessary if the device is also subject to a telecom approval.



**1. GITEKI (MIC) Mark**

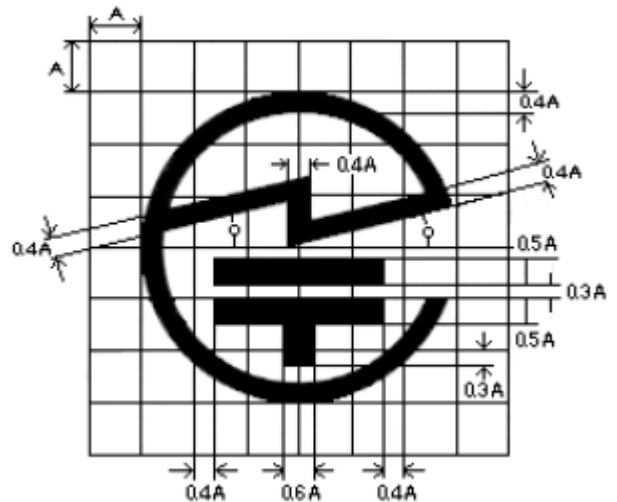
The diameter of the mark must be 3 mm or greater.

**2. Symbol of Radio Certification**

Put 'R' in the square as it is shown above

**3. Certified Type Number**

Certified Type Number specific to this device.  
 Details of this number are given below.



Certified Type Number Format

**XXX - ABCDEF**

ACB's 3 Digit Number CAB ID assigned by Minister of MIC (209 for ACB)

Certification Number to be assigned by the CAB. Up to 6 Arabic digits.

**Additional Labeling Information (entered into force September 1, 2014)**

1. If a radio device is smaller than a 3 mm diameter; only then it is allowed to place the GITEKI mark in the user manual and on the product packaging.
2. Japan has adopted a similar policy as the FCC regarding the labeling of host devices which contain a certified radio module. As of now the host device may bear the GITEKI mark and certification number so that it is clear that a host device contains a certified radio module. The following note may be depicted next to, below, above the GITEKI mark and certification number in order to indicate the presence of a certified radio module:

**当該機器には電波法に基づく、技術基準適合証明等を受けた特定無線設備を装着している。**

***Translation: "This equipment contains specified radio equipment that has been certified to the Technical Regulation Conformity Certification under the Radio Law."***