

MT9M021IA3XTMZH-GEVB

MT9M021 Evaluation Board User's Manual



ON Semiconductor®

www.onsemi.com

EVAL BOARD USER'S MANUAL

Evaluation Board Overview

The evaluation boards are designed to demonstrate the features of ON Semiconductor's image sensors products. This headboard is intended to plug directly into the Demo 2X system. Test points and jumpers on the board provide access to clock, I/Os and other miscellaneous signals.

Features

- Clock Input
 - ◆ Default – 27 MHz crystal oscillator
 - ◆ Optional Demo 2X controlled MCIk
- Two Wire Serial Interface
 - ◆ Selectable base address
- Parallel Interface
- ROHS Compliant




Figure 1. MT9M021 Evaluation Board

Block Diagram

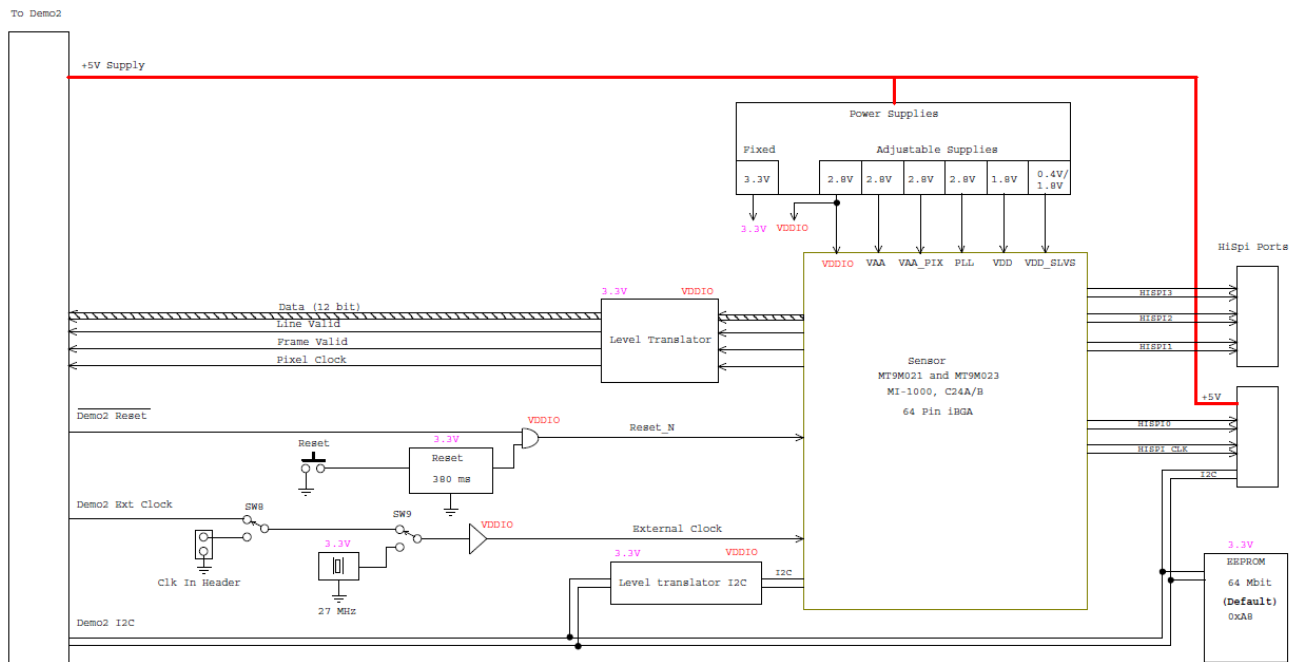


Figure 2. Block Diagram of MT9M021IA3XTMZH-GEVB

MT9M021IA3XTMZH-GEVB

Top View




Figure 3. Top View of Evaluation Board – Default Jumpers

Bottom View




Figure 4. Bottom View of the Evaluation Board – Connector

MT9M021IA3XTMZH-GEVB

Jumper Pin Locations

The jumpers on headboards start with Pin 1 on the leftmost side of the pin. Grouped jumpers increase in pin size with each jumper added.




Figure 5. Pin Locations for a Single Jumper.
Pin 1 is Located at the Leftmost Side and Increases as it Moves to the Right



Figure 6. Pin Locations and Assignments of Grouped Jumpers.
Pin 1 is Located at the Top-Left Corner and Increases in a Zigzag Fashion Shown in the Picture




Figure 7. EEPROM Switch Locations in their Default Positions. The First Switch (A2) is Set to ON, while the Second Switch (A1) of SW6 is Set to OFF.

Jumper/Header Functions & Default Positions

Table 1. JUMPERS AND HEADERS

Jumper/Header No.	Jumper/Header Name	Pins	Description
P1	+VPP	Open (Default)	For connection to external +VPP power supply for OTPM
P4	+VDDIO	2-3 (Default)	Connects to on-board +VDDIO power supply
		1-2	External power supply connection
P5	+1V8_VDD	2-3 (Default)	Connects to on-board +1V8_VDD power supply
		1-2	External power supply connection
P6	+2V8_VAA	1-2 (Default)	Connection to on-board +2V8_VAA power supply
		2-3	External power supply connection
P7	+2V8_VDDPLL	2-3 (Default)	Connects to on-board +2V8_VDDPLL power supply
		1-2	External power supply connection
P9	+0V4_VDD_SLVS	2-3 (Default)	Connects to on-board +0V4_VDD_SLVS power supply
		1-2	External power supply connection

MT9M021IA3XTMZH-GEVB

Table 1. JUMPERS AND HEADERS (continued)

Jumper/Header No.	Jumper/Header Name	Pins	Description
SW1	TEST	On (Default)	Test Mode
		Off	Normal Operation
SW2	STANDBY	On (Default)	Standby mode enabled
		Off	Normal operation
SW3	O_EN	On (Default)	Output disabled
		Off	Output enabled
SW4	STANDBY	On (Default)	Standby mode enabled
		Off	Normal operation
SW5	SHUTTER	On (Default)	Connects to on-board signal from Demo 2X Board
		Off	Connects to external shutter from P3
SW6	EEPROM ADDR	A2 On, A1 Off (Default)	EEPROM Address set to 0xA8
		A2 On, A1 On	EEPROM Address set to 0xAC
		A2 Off, A1 On	EEPROM Address set to 0xA4
		A2 Off, A1 Off	EEPROM Address set to 0xA0
SW7	ON_LED	On (Default)	Connects LED indicator to +VDD_BUS
		Off	Turn off LED indicator
SW8	MCLK	On (Default)	Connects to CK_DEMO 2 from Demo 2X board
		Off	Connects to external signal on Pin 2 from P10 header
SW9	CLK_SELECT	On (Default)	Connects to on-board oscillator
		Off	Connects to output from SW8
SW10	RESET	N/A	When pushed, 380 ms reset signal will be sent to MT9M021

Interfacing to ON Semiconductor Demo 2X Baseboard

The ON Semiconductor Demo 2X baseboard has a similar 26-pin connector and 13-pin connector which mate with J3

and J4 of the headboard. The four mounting holes secure the baseboard and the headboard with spacers and screws.

onsemi, **Onsemi**, and other names, marks, and brands are registered and/or common law trademarks of Semiconductor Components Industries, LLC dba "**onsemi**" or its affiliates and/or subsidiaries in the United States and/or other countries. **onsemi** owns the rights to a number of patents, trademarks, copyrights, trade secrets, and other intellectual property. A listing of **onsemi**'s product/patent coverage may be accessed at www.onsemi.com/site/pdf/Patent-Marking.pdf. **onsemi** is an Equal Opportunity/Affirmative Action Employer. This literature is subject to all applicable copyright laws and is not for resale in any manner.

The evaluation board/kit (research and development board/kit) (hereinafter the "board") is not a finished product and is not available for sale to consumers. The board is only intended for research, development, demonstration and evaluation purposes and will only be used in laboratory/development areas by persons with an engineering/technical training and familiar with the risks associated with handling electrical/mechanical components, systems and subsystems. This person assumes full responsibility/liability for proper and safe handling. Any other use, resale or redistribution for any other purpose is strictly prohibited.

THE BOARD IS PROVIDED BY ONSEMI TO YOU "AS IS" AND WITHOUT ANY REPRESENTATIONS OR WARRANTIES WHATSOEVER. WITHOUT LIMITING THE FOREGOING, ONSEMI (AND ITS LICENSORS/SUPPLIERS) HEREBY DISCLAIMS ANY AND ALL REPRESENTATIONS AND WARRANTIES IN RELATION TO THE BOARD, ANY MODIFICATIONS, OR THIS AGREEMENT, WHETHER EXPRESS, IMPLIED, STATUTORY OR OTHERWISE, INCLUDING WITHOUT LIMITATION ANY AND ALL REPRESENTATIONS AND WARRANTIES OF MERCHANTABILITY, FITNESS FOR A PARTICULAR PURPOSE, TITLE, NON-INFRINGEMENT, AND THOSE ARISING FROM A COURSE OF DEALING, TRADE USAGE, TRADE CUSTOM OR TRADE PRACTICE.

onsemi reserves the right to make changes without further notice to any board.

You are responsible for determining whether the board will be suitable for your intended use or application or will achieve your intended results. Prior to using or distributing any systems that have been evaluated, designed or tested using the board, you agree to test and validate your design to confirm the functionality for your application. Any technical, applications or design information or advice, quality characterization, reliability data or other services provided by **onsemi** shall not constitute any representation or warranty by **onsemi**, and no additional obligations or liabilities shall arise from **onsemi** having provided such information or services.

onsemi products including the boards are not designed, intended, or authorized for use in life support systems, or any FDA Class 3 medical devices or medical devices with a similar or equivalent classification in a foreign jurisdiction, or any devices intended for implantation in the human body. You agree to indemnify, defend and hold harmless **onsemi**, its directors, officers, employees, representatives, agents, subsidiaries, affiliates, distributors, and assigns, against any and all liabilities, losses, costs, damages, judgments, and expenses, arising out of any claim, demand, investigation, lawsuit, regulatory action or cause of action arising out of or associated with any unauthorized use, even if such claim alleges that **onsemi** was negligent regarding the design or manufacture of any products and/or the board.

This evaluation board/kit does not fall within the scope of the European Union directives regarding electromagnetic compatibility, restricted substances (RoHS), recycling (WEEE), FCC, CE or UL, and may not meet the technical requirements of these or other related directives.

FCC WARNING – This evaluation board/kit is intended for use for engineering development, demonstration, or evaluation purposes only and is not considered by **onsemi** to be a finished end product fit for general consumer use. It may generate, use, or radiate radio frequency energy and has not been tested for compliance with the limits of computing devices pursuant to part 15 of FCC rules, which are designed to provide reasonable protection against radio frequency interference. Operation of this equipment may cause interference with radio communications, in which case the user shall be responsible, at its expense, to take whatever measures may be required to correct this interference.

onsemi does not convey any license under its patent rights nor the rights of others.

LIMITATIONS OF LIABILITY: **onsemi** shall not be liable for any special, consequential, incidental, indirect or punitive damages, including, but not limited to the costs of requalification, delay, loss of profits or goodwill, arising out of or in connection with the board, even if **onsemi** is advised of the possibility of such damages. In no event shall **onsemi**'s aggregate liability from any obligation arising out of or in connection with the board, under any theory of liability, exceed the purchase price paid for the board, if any.

The board is provided to you subject to the license and other terms per **onsemi**'s standard terms and conditions of sale. For more information and documentation, please visit www.onsemi.com.

ADDITIONAL INFORMATION

TECHNICAL PUBLICATIONS:

Technical Library: www.onsemi.com/design/resources/technical-documentation
onsemi Website: www.onsemi.com

ONLINE SUPPORT: www.onsemi.com/support

For additional information, please contact your local Sales Representative at www.onsemi.com/support/sales