

NGTB05N60R2DT4G

RC-IGBT Application Note



ON Semiconductor[®]

www.onsemi.com

For Refrigerator compressor, fan motor

1. At the beginning

RC-IGBT is the abbreviation of Reverse Conducting Insulated Gate Bipolar Transistor, which is an IGBT that incorporates FWD into one chip.

Like inverter circuit, the needed IGBT and FWD are housed in one chip; this enables package downsizing and thermal balance.

This paper introduces the operation application of RC-IGBT in DPak.

RC-IGBT: diode is formed due to the formation of a part of backside with N+(high-concentration N-layer). Collector (C) is cathode, Emitter (E) is anode, so it can be functioned as FWD of IGBT. Surely, as a diode, it is designed high-speed that ensures $t_{rr} < 75\text{ns}$ and high-speed switching performance. Furthermore, RC-IGBT adopts our original FS2 structure; this process is called RC2-IGBT

2. Cross-section structure of RC-IGBT and IGBT (general explanation)

Table.1 shows the similarities and differences between RC-IGBT and IGBT in structure and operation.

Table.1 Structural comparison between RC-IGBT and IGBT

	RC-IGBT	IGBT
Chip structure	For FRD area, a part of backside P+ layer is replaced with N+ layer	The entire backside is formed by P+ layer. FRD is a separate chip
Circuit symbol		
Chip cross-section (explain with ordinary structure)		

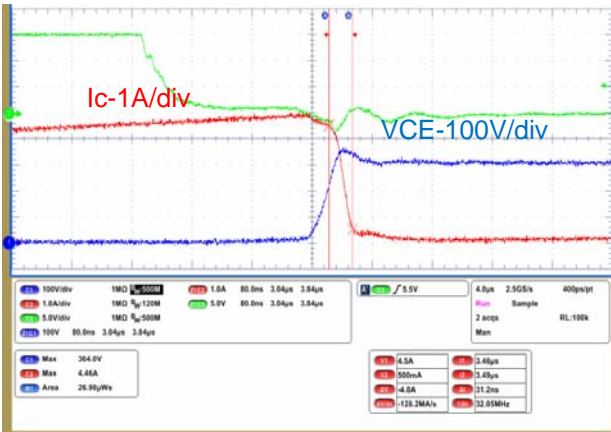
NGTB05N60R2DT4G Application Note

3. High-speed SW performance of RC2-IGBT

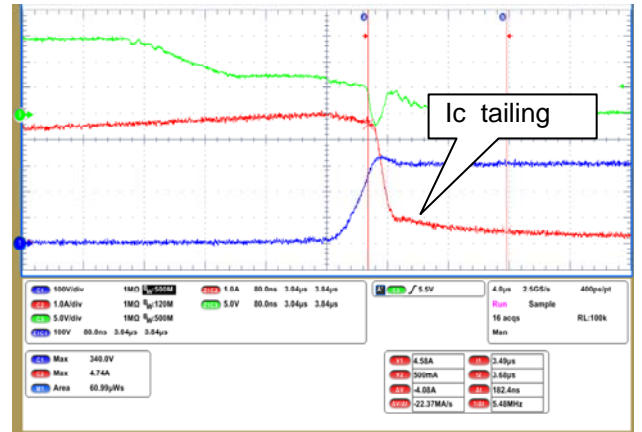
FS2 process is by nature developed by ON Semi to be used for high-speed switching IGBT, for example, IGBT for full-switching PFC. By adopting this structure in RC2-IGBT, t_f is greatly improved (faster speed) compared with earlier-type (NPT structure) IGBT.

Sample waveforms are shown in WP.1 and WP.2.

WP.1 is t_f waveform @5A operation for RC2-IGBT. Compared with WP.2 (10A NPT), RC2-IGBT realized high speed and t_f tailing-less operation.



WP.1 FS2-IGBT $I_c=5A$ $t_f=31.2ns$



WP.2 NPT-IGBT $I_c=5A$ $t_f=102ns$

4. RC2-IGBT products lineup

RC2-IGBT features small size by housing IGBT and FRD into 1chip, therefore ON Semi provides its lineup with a focus on DPak products.

With compact package, I_c rating ranges from $I_c=4.5A$ (NGTB03N60R2DT4G) to $I_c=10A$ (NGTB10N60R2DT4G).

Table.2 RC2-IGBT Lineup

Type No.	Package	Absolute maximum ratings			Electrical characteristics / $T_a=25^\circ C$	FRD Electrical Characteristics /		
		VCES [V]	I_C @ $T_c=25^\circ C$ [A]	I_C @ $T_c=100^\circ C$ [A]	I_{CP} @ $T_c=25^\circ C$ [A]	VCE(sat) typ [V]	V _F typ [V]	t_{rr} typ [ns]
			600	9	4.5	12	1.7(3A)	1.5
NGTB03N60R2DT4G	DPAK	600	16	8	20	1.65(5A)	1.5	75*1
NGTB05N60R2DT4G	DPAK		20	10	40	1.7(10A)	1.5	90*1
NGTB10N60R2DT4G	DPAK		24	14	60	1.85(15A)	1.7	95*1
NGTB15N60R2FG	TO-220F-3FS							

*1 $I_F=I_C(T_c=100^\circ C)$. $V_R=300V$, $di/dt=300A/\mu s$

NGTB05N60R2DT4G Application Note

5. Application Map of RC-IGBT

Best suited for refrigerators and fan motors of a high operation frequency (15kHz).

The application map centers with NGTB03N60R2DT4G in DPAK package. (Fig.1)

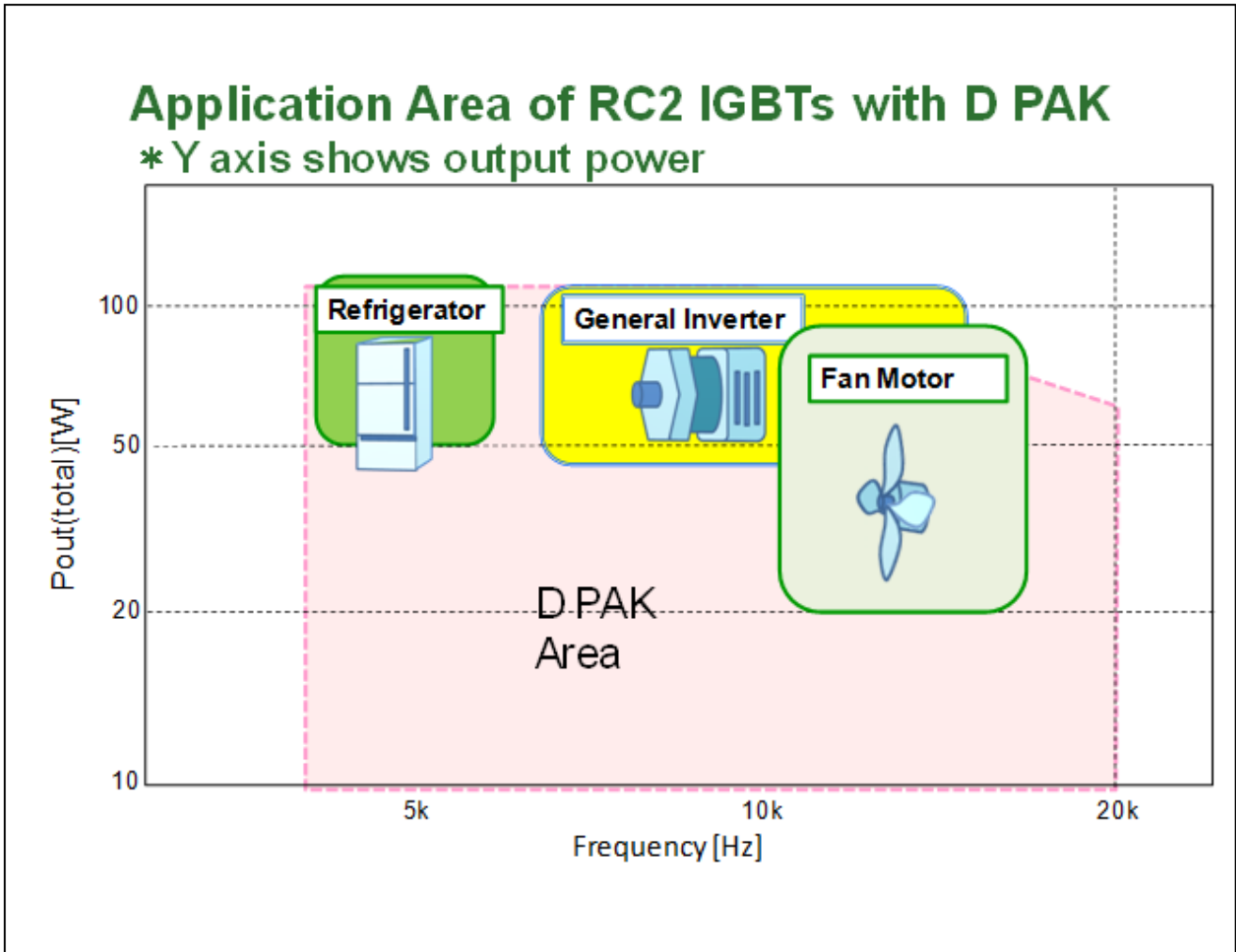


Fig.1 Application area of RC-IGBT (D PAK)

6. Operation in BLDC motor

6-1) DC rating comparison with competitors

Table.2 shows DC rating comparison with competitor's IGBT used in refrigerator compressor. Both NGTB03N60R2DT4G and 05N60R2DT4G have lower VCE(sat) than A IGBT does, which enable conduction loss reduction.

Table.2 DC Spec. Comparison

	Ic[A] @Tc=100°C	VCE(sat) typ [V]	VF typ [V]
NGTB03N60R2DT4G	4.5	1.7(3A)	1.5(3A)
NGTB05N60R2DT4G	8.0	1.65(5A)	1.5(5A)
A IGBT	4.2	1.9(3A)	1.9(3A)

NGTB05N60R2DT4G Application Note

6-2) Operation comparison in BLDC motor

Fig.2 shows the characteristic when operating 3-phase BLDC motor with circuit composition like Fig.3 (120° PWM operation, $f_c=6.8\text{kHz}$). Operation temp. of each IGBT mounted on PCB is measured. Like the above-stated DC rating, compared with IGBT A, NGTB03N60R2DT4G and 05N60R2 with low $V_{CE(sat)}$ showed decreased temp. Photo.1 shows the condition of the device mounted on board and the board for operation review (a part).




Photo.1 Board for operation review (a part)

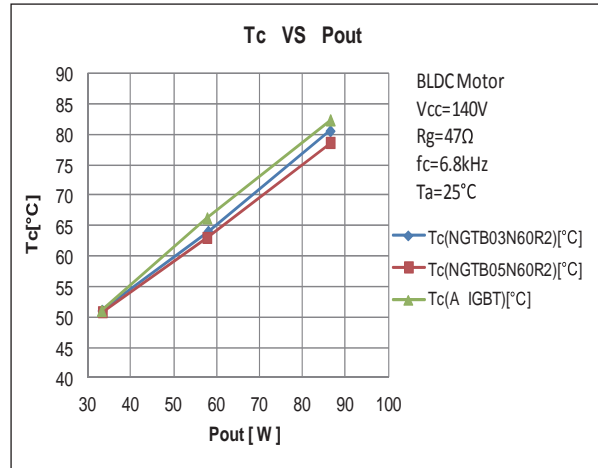


Fig.2 Operation characteristic Tc VS Ic

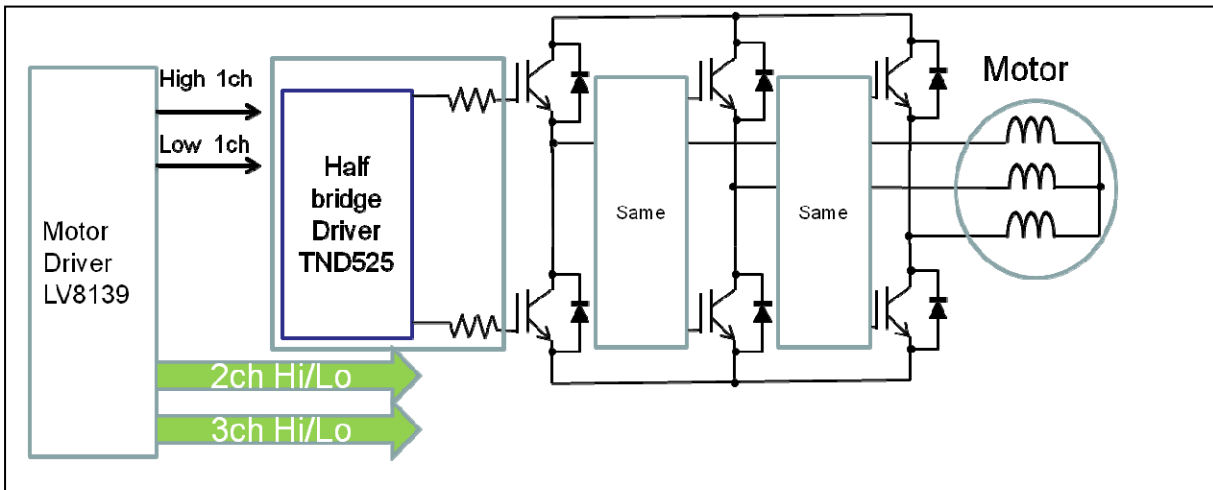


Fig.3 Operation Circuit block

NGTB05N60R2DT4G Application Note

ON Semiconductor and the ON logo are registered trademarks of Semiconductor Components Industries, LLC (SCILLC) or its subsidiaries in the United States and/or other countries. SCILLC owns the rights to a number of patents, trademarks, copyrights, trade secrets, and other intellectual property. A listing of SCILLC's product/patent coverage may be accessed at www.onsemi.com/site/pdf/Patent-Marking.pdf. SCILLC reserves the right to make changes without further notice to any products herein. SCILLC makes no warranty, representation or guarantee regarding the suitability of its products for any particular purpose, nor does SCILLC assume any liability arising out of the application or use of any product or circuit, and specifically disclaims any and all liability, including without limitation special, consequential or incidental damages. "Typical" parameters which may be provided in SCILLC data sheets and/or specifications can and do vary in different applications and actual performance may vary over time. All operating parameters, including "Typicals" must be validated for each customer application by customer's technical experts. SCILLC does not convey any license under its patent rights nor the rights of others. SCILLC products are not designed, intended, or authorized for use as components in systems intended for surgical implant into the body, or other applications intended to support or sustain life, or for any other application in which the failure of the SCILLC product could create a situation where personal injury or death may occur. Should Buyer purchase or use SCILLC products for any such unintended or unauthorized application, Buyer shall indemnify and hold SCILLC and its officers, employees, subsidiaries, affiliates, and distributors harmless against all claims, costs, damages, and expenses, and reasonable attorney fees arising out of, directly or indirectly, any claim of personal injury or death associated with such unintended or unauthorized use, even if such claim alleges that SCILLC was negligent regarding the design or manufacture of the part. SCILLC is an Equal Opportunity/Affirmative Action Employer. This literature is subject to all applicable copyright laws and is not for resale in any manner.