

AND9693/D

DAB L-Band Amplifier Using the NSVF4017SG4



ON Semiconductor®

www.onsemi.com

APPLICATION NOTE

Overview

This application note explains about ON Semiconductor NSVF4017SG4 which is used as a Low Noise Amplifier (LNA) for DAB (Digital Audio Broadcast).

The NSVF4017SG4 is a silicon bipolar transistor best suited for high-frequency applications which is assembled in the 4-pin surface mount package.

For information about the performance, please refer to the datasheet of this product.

Since the evaluation board is adjusted to achieve optimal performance in L-band (1452 MHz to 1492 MHz), the product can provide 15.5 dB gain and 1.54 dB noise figure.

A standard material FR4 is used for the printed circuit board (PCB).

Please note that the losses of the PCB and the SMA connector are not excluded from the noise figure.

Table 1. SUMMARY OF DATA

Ta = 25°C, Input Power = -40 dBm

Parameter	Symbol	Condition	Result			Unit
DC Voltage	Vcc		2.6	2.8	3.0	V
DC Current	Icc		8.5	9.4	10.3	mA
Gain	Gp1	f = 1452 MHz	15.5	15.6	15.8	dB
	Gp2	f = 1472 MHz	15.4	15.5	15.7	dB
	Gp3	f = 1492 MHz	15.3	15.4	15.5	dB
Noise Figure	NF1	f = 1452 MHz	-	1.52	-	dB
	NF2	f = 1472 MHz	-	1.54	-	dB
	NF3	f = 1492 MHz	-	1.62	-	dB
Input Return Loss	RLin1	f = 1452 MHz	11.7	12.1	12.6	dB
	RLin2	f = 1472 MHz	11.6	11.9	12.2	dB
	RLin3	f = 1492 MHz	11.4	11.5	11.6	dB
Output Return Loss	RLout1	f = 1452 MHz	11.0	11.3	11.7	dB
	RLout2	f = 1472 MHz	12.0	12.5	12.9	dB
	RLout3	f = 1492 MHz	12.9	13.5	13.9	dB
Isolation	ISL1	f = 1452 MHz	19.9	20.5	20.7	dB
	ISL2	f = 1472 MHz	19.9	20.3	20.6	dB
	ISL3	f = 1492 MHz	19.9	20.3	20.6	dB
Gain 1 dB Compression Input Power	Pin1dB	f = 1472 MHz	-	-10	-	dBm
Input 3rd Order Intercept Point	IIP3	f1 = 1472 MHz f2 = 1473 MHz Pin = -30 dBm	-	0	-	dBm

AND9693/D

Circuit Design

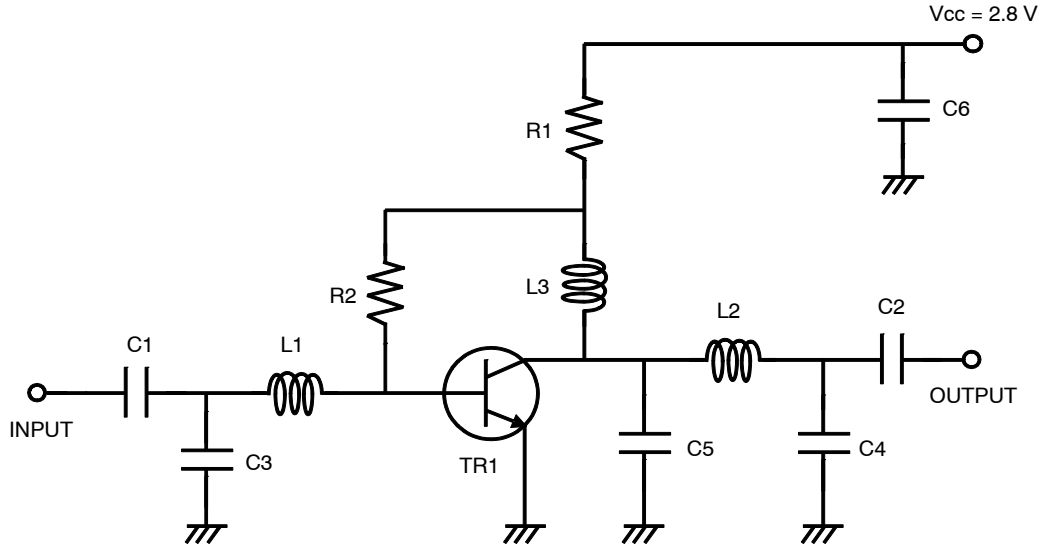


Figure 1. Circuit Design

Evaluation Board




Figure 2. Evaluation Board

Table 2. BILL OF MATERIALS

Item	Symbol	Value	Manufacturer	Size
Bip-Tr	TR1	NSVF4017SG4	ON Semiconductor	SC82FL
Capacitor	C1, C2	100 pF	TAIYOYUDEN	1005
	C3, C4	3 pF	TAIYOYUDEN	1005
	C5	1.6 pF	Murata GQM1884C2A1R6CB01	1608
	C6	0.1 uF	TAIYOYUDEN	1608
Resistor	R1	56 Ω	Various	1608
	R2	22 k Ω	Various	1608
Inductor	L1	1.8 nH	TOKO LL1005-FHL1N8S	1005
	L2	3.9 nH	TOKO LL1005-FHL3N9S	1005
	L3	33 nH	TOKO LL1005-FHL33NJ	1005
Material	-	FR4	-	24.5 x 12.7 mm

Power Gain

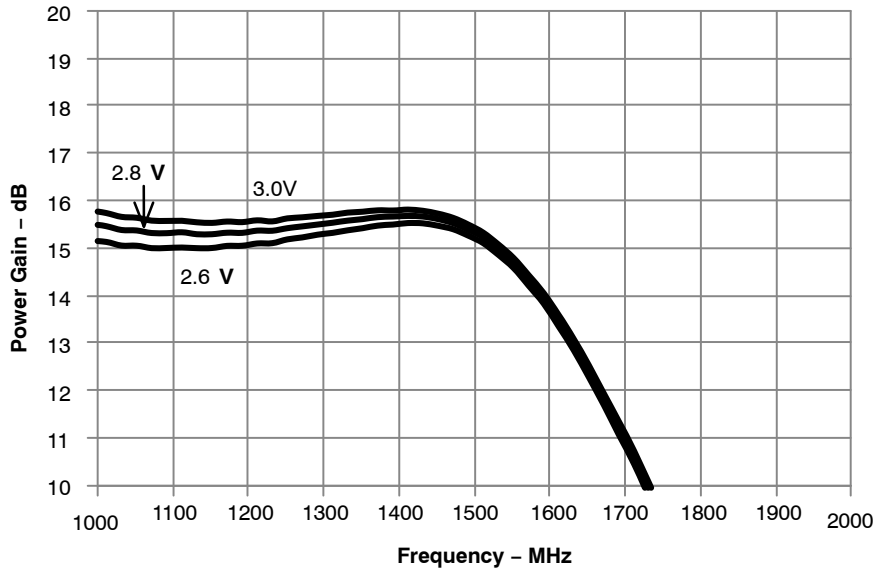


Figure 3. Power Gain

Isolation

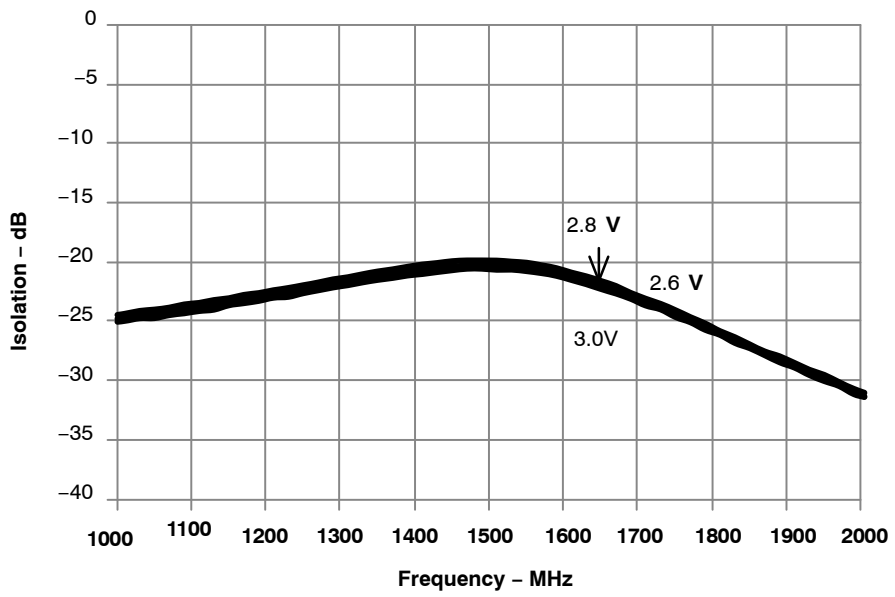


Figure 4. Isolation

AND9693/D

Input Return Loss

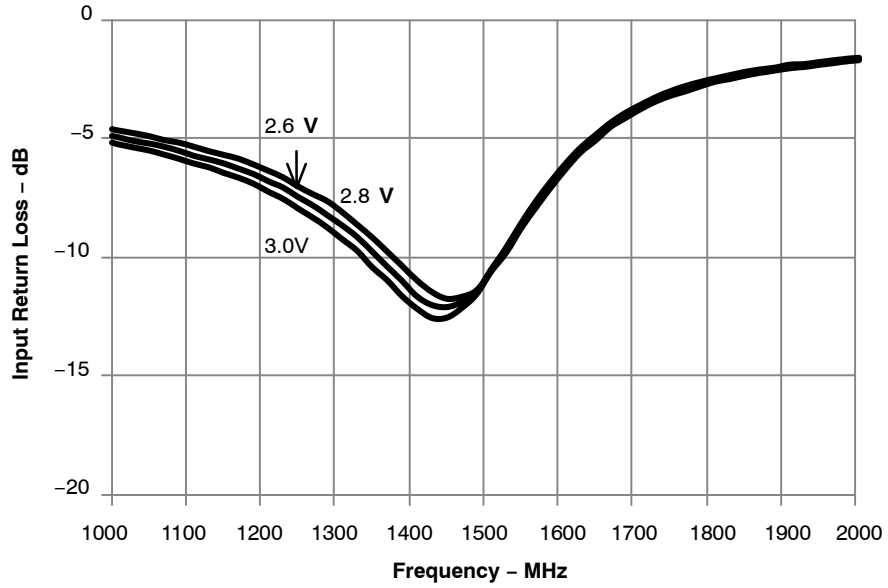


Figure 5. Input Return Loss

Output Return Loss

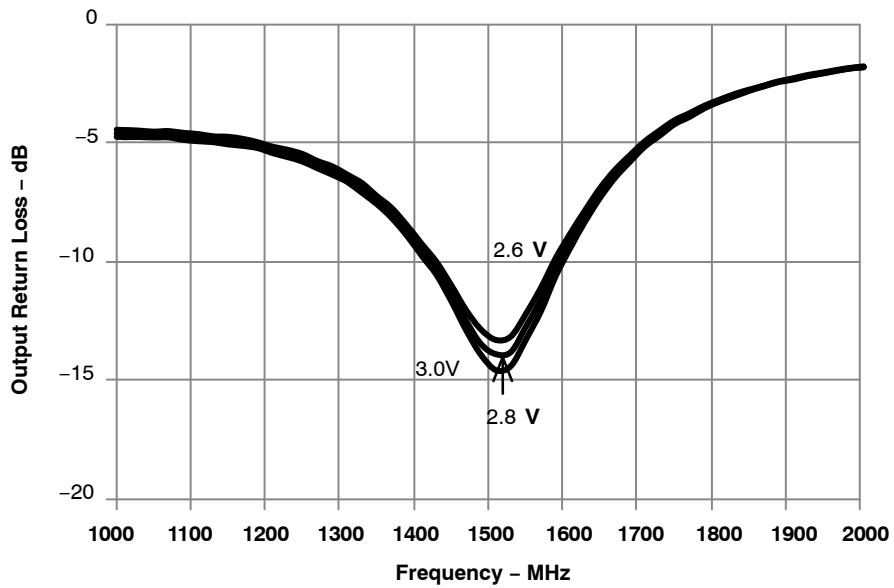


Figure 6. Output Return Loss

AND9693/D

Noise Figure

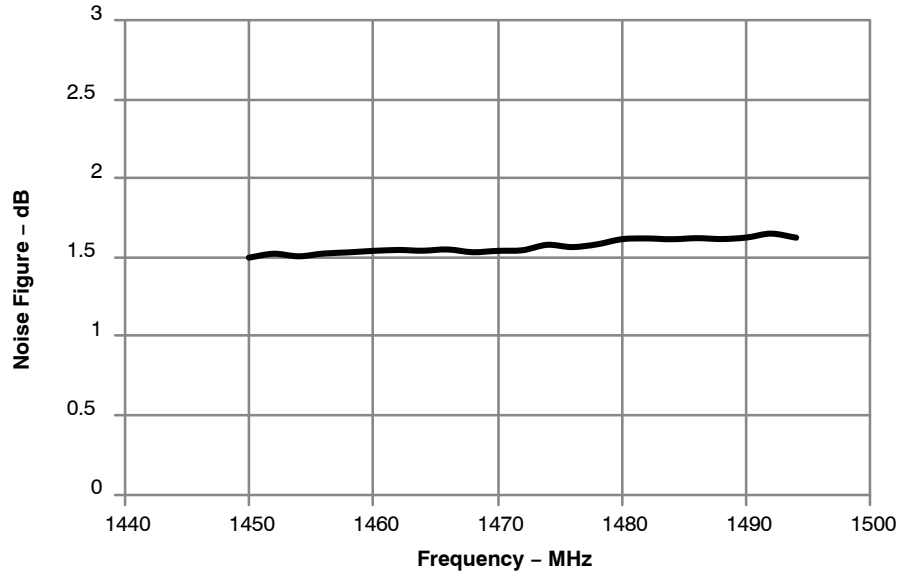


Figure 7. Noise Figure

S11, S21, S12, S22 Wide Span

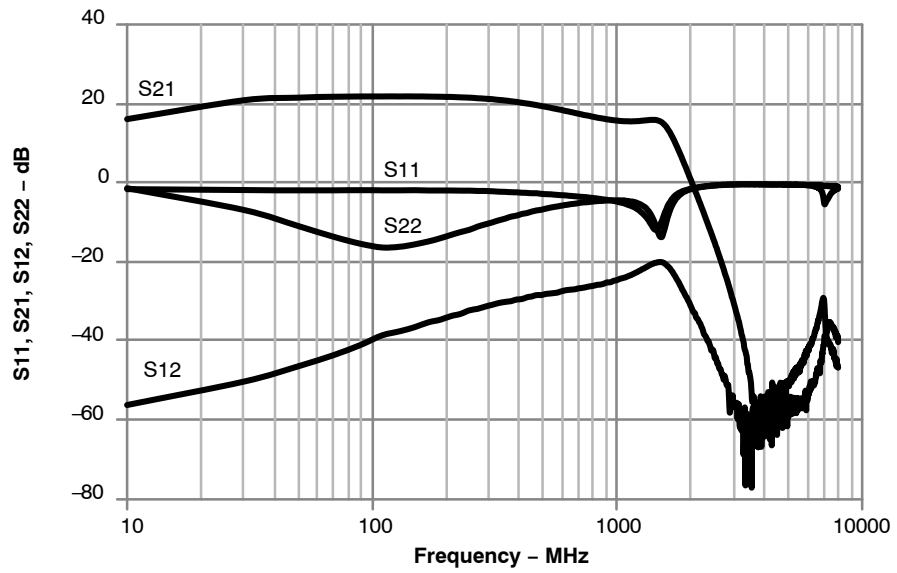


Figure 8. S11, S21, S12, S22 Wide Span

Smith Chart Input Return Loss

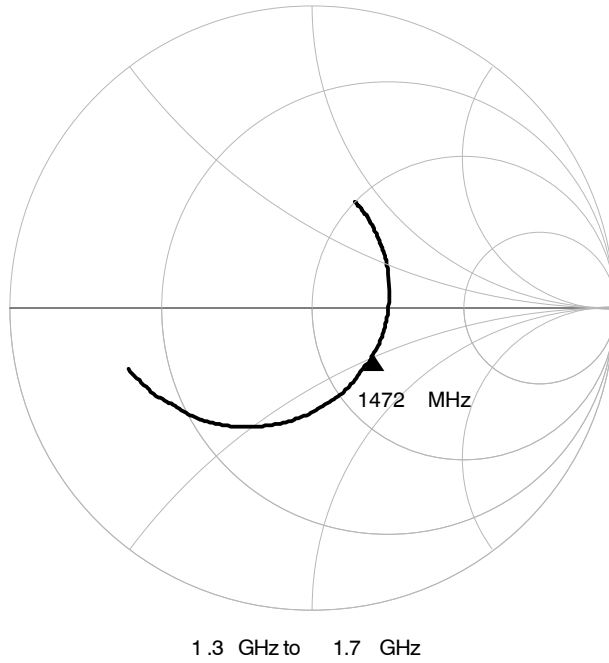


Figure 9. Smith Chart Input Return Loss

Smith Chart Output Return Loss

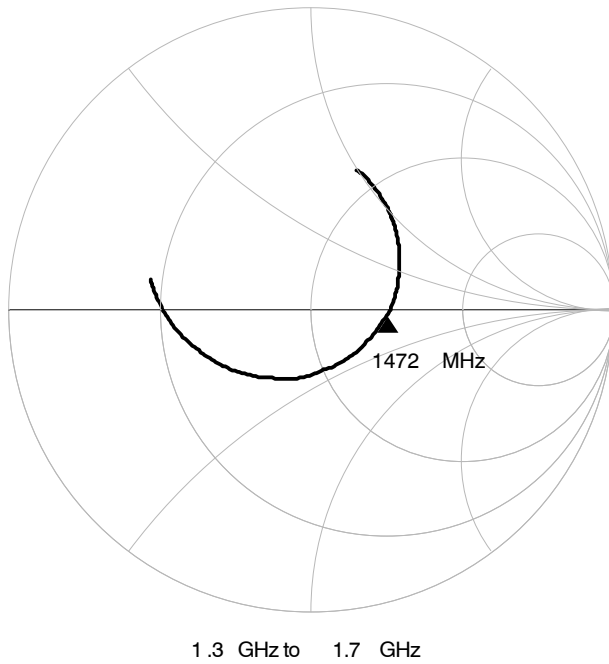


Figure 10. Smith Chart Output Return Loss

AND9693/D

Gain 1 dB Compression Point

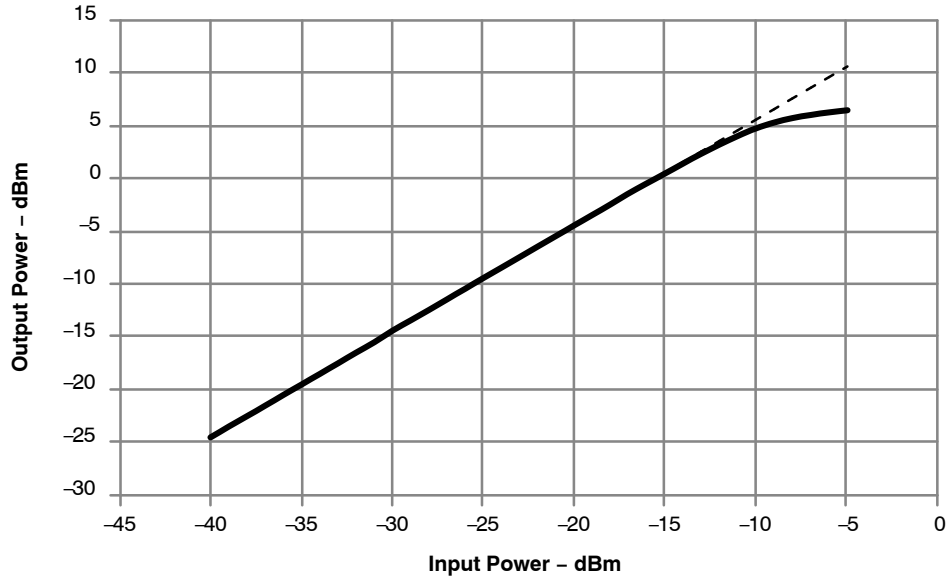


Figure 11. Gain 1 dB Compression Point

Input 3rd Order Intercept Point

f1 = 1452 MHz, f2 = 1492 MHz, Pin = -30 dBm

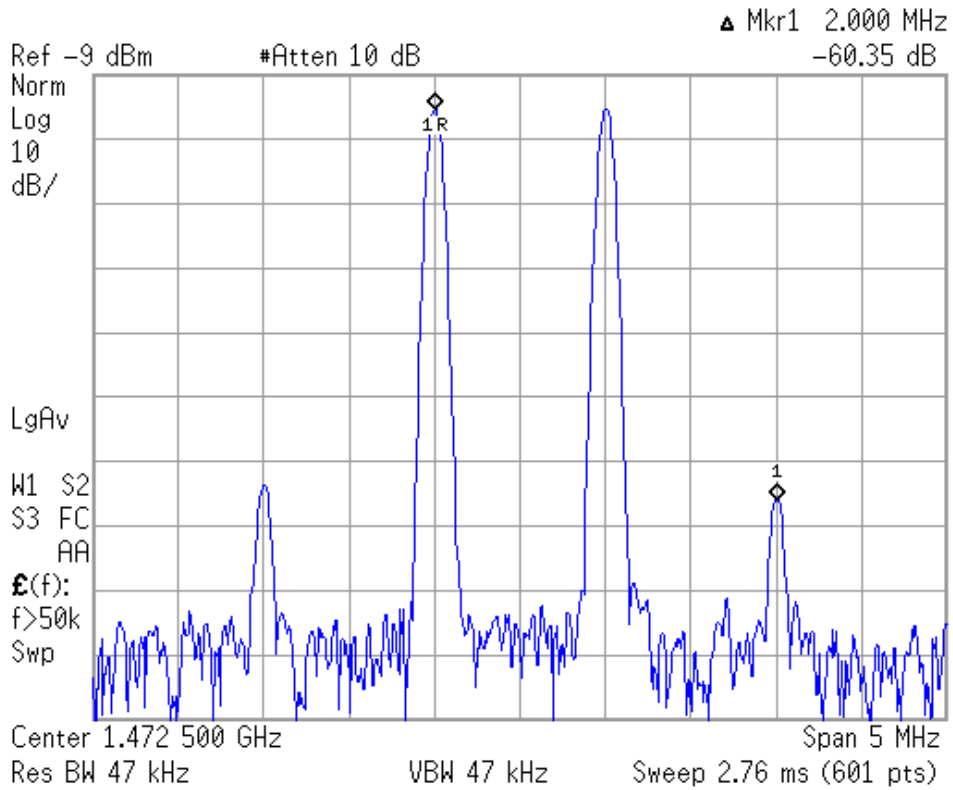



Figure 12. Input 3rd Order Intercept Point

ON Semiconductor and  are trademarks of Semiconductor Components Industries, LLC dba ON Semiconductor or its subsidiaries in the United States and/or other countries. ON Semiconductor owns the rights to a number of patents, trademarks, copyrights, trade secrets, and other intellectual property. A listing of ON Semiconductor's product/patent coverage may be accessed at www.onsemi.com/site/pdf/Patent-Marking.pdf. ON Semiconductor reserves the right to make changes without further notice to any products herein. ON Semiconductor makes no warranty, representation or guarantee regarding the suitability of its products for any particular purpose, nor does ON Semiconductor assume any liability arising out of the application or use of any product or circuit, and specifically disclaims any and all liability, including without limitation special, consequential or incidental damages. Buyer is responsible for its products and applications using ON Semiconductor products, including compliance with all laws, regulations and safety requirements or standards, regardless of any support or applications information provided by ON Semiconductor. "Typical" parameters which may be provided in ON Semiconductor data sheets and/or specifications can and do vary in different applications and actual performance may vary over time. All operating parameters, including "Typicals" must be validated for each customer application by customer's technical experts. ON Semiconductor does not convey any license under its patent rights nor the rights of others. ON Semiconductor products are not designed, intended, or authorized for use as a critical component in life support systems or any FDA Class 3 medical devices or medical devices with a same or similar classification in a foreign jurisdiction or any devices intended for implantation in the human body. Should Buyer purchase or use ON Semiconductor products for any such unintended or unauthorized application, Buyer shall indemnify and hold ON Semiconductor and its officers, employees, subsidiaries, affiliates, and distributors harmless against all claims, costs, damages, and expenses, and reasonable attorney fees arising out of, directly or indirectly, any claim of personal injury or death associated with such unintended or unauthorized use, even if such claim alleges that ON Semiconductor was negligent regarding the design or manufacture of the part. ON Semiconductor is an Equal Opportunity/Affirmative Action Employer. This literature is subject to all applicable copyright laws and is not for resale in any manner.

PUBLICATION ORDERING INFORMATION

LITERATURE FULFILLMENT:

Literature Distribution Center for ON Semiconductor
19521 E. 32nd Pkwy, Aurora, Colorado 80011 USA
Phone: 303-675-2175 or 800-344-3860 Toll Free USA/Canada
Fax: 303-675-2176 or 800-344-3867 Toll Free USA/Canada
Email: orderlit@onsemi.com

N. American Technical Support: 800-282-9855 Toll Free
USA/Canada
Europe, Middle East and Africa Technical Support:
Phone: 421 33 790 2910

ON Semiconductor Website: www.onsemi.com
Order Literature: <http://www.onsemi.com/orderlit>

For additional information, please contact your local Sales Representative