

AND9599/D

DAB band-III Amplifier using the NSVF4015SG4



ON Semiconductor®

www.onsemi.com

APPLICATION NOTE

Overview

This application note explains about ON Semiconductor's NSVF4015SG4 which is used as a Low Noise Amplifier (LNA) for DAB (Digital Audio Broadcast).

The NSVF4015SG4 is a silicon bipolar transistor best suited for high-frequency applications which is assembled in the 4-pin surface mount package.

For information about the performance, please refer to the datasheet of this product.

Since the evaluation board is adjusted to achieve optimal performance in band-III (170 MHz to 250 MHz), the product can provide 23 dB gain and 1.06 dB noise figure.

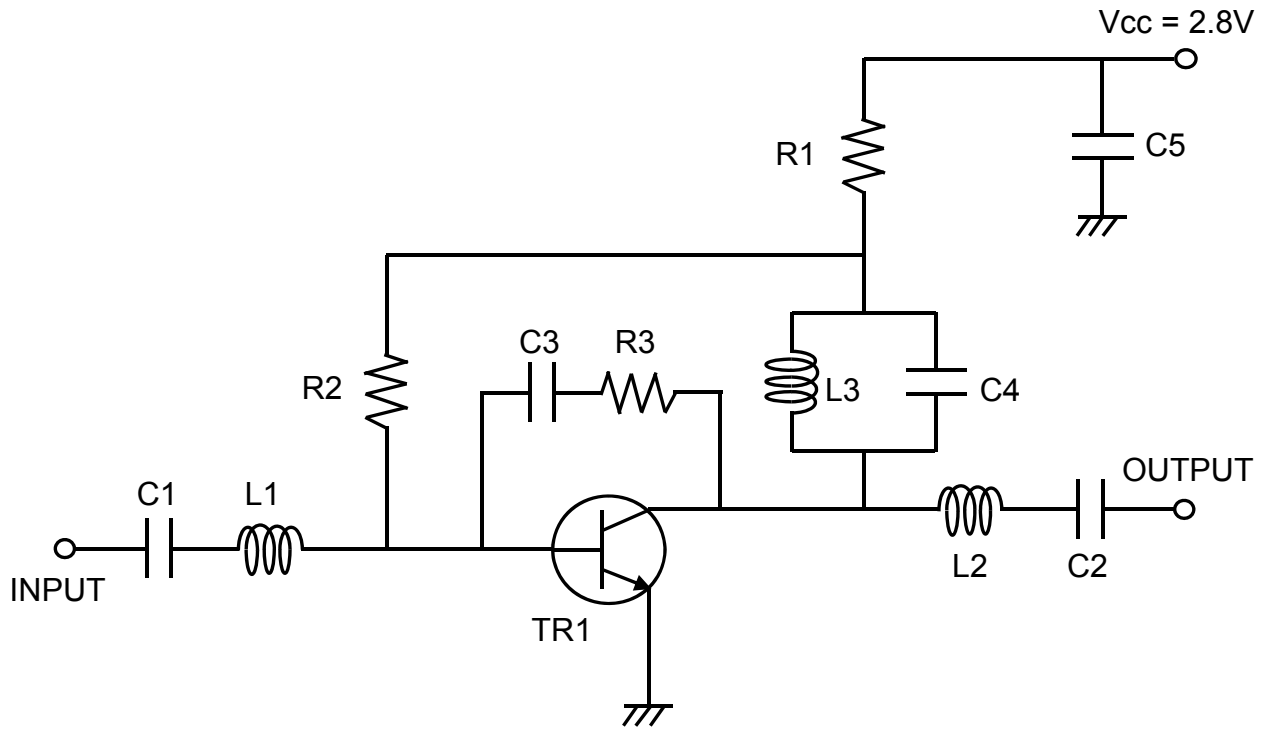
A standard material FR4 is used for the printed circuit board (PCB). Please note that the losses of the PCB and the SMA connector are not excluded from the noise figure.

■ Summary of Data


Ta = 25°C, Input Power = -40 dBm

Parameter	Symbol	Condition	Result			Unit
DC Voltage	Vcc		2.6	2.8	3.0	V
DC Current	Icc		8.5	9.4	10.3	mA
Gain	Gp1	f = 170 MHz	22.8	23.2	23.6	dB
	Gp2	f = 210 MHz	22.6	23.0	23.3	dB
	Gp3	f = 250 MHz	22.0	22.4	22.7	dB
Noise Figure	NF1	f = 170 MHz	-	0.93	-	dB
	NF2	f = 210 MHz	-	1.06	-	dB
	NF3	f = 250 MHz	-	1.12	-	dB
Input Return Loss	RLin1	f = 170 MHz	10.9	11.4	11.6	dB
	RLin2	f = 210 MHz	11.4	11.7	11.7	dB
	RLin3	f = 250 MHz	11.0	11.2	11.1	dB
Output Return Loss	RLout1	f = 170 MHz	13.3	14.6	15.9	dB
	RLout2	f = 210 MHz	13.9	15.3	16.7	dB
	RLout3	f = 250 MHz	14.0	14.9	15.8	dB
Isolation	ISL1	f = 170 MHz	26.0	26.4	26.7	dB
	ISL2	f = 210 MHz	26.0	26.4	26.7	dB
	ISL3	f = 250 MHz	26.2	26.6	27.0	dB
Gain 1 dB Compression Input Power	Pin1dB	f = 210 MHz	-	-20	-	dBm
Input 3rd Order Intercept Point	IIP3	f1 = 210 MHz f2 = 211 MHz Pin = -30 dBm	-	-7	-	dBm

■ Circuit Design



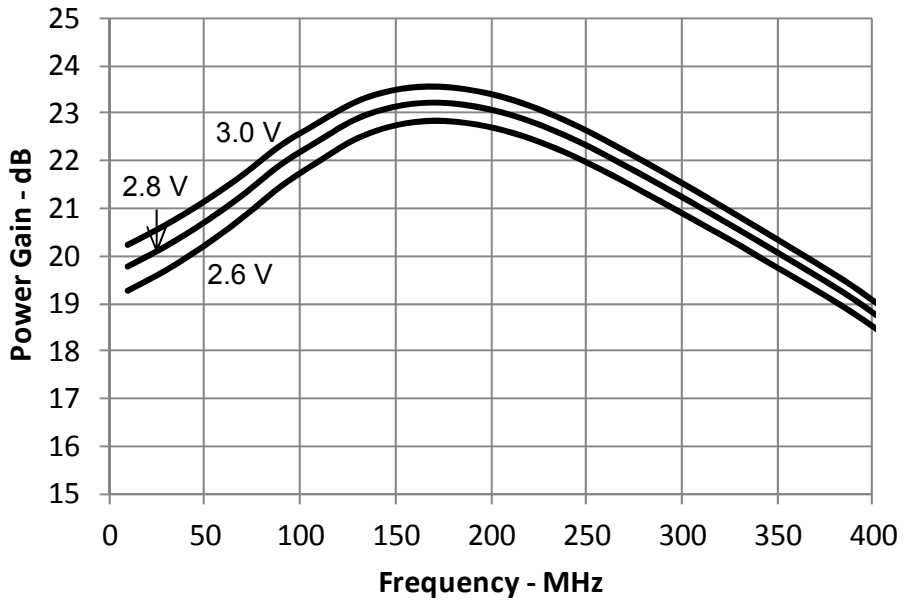
■ Evaluation Board



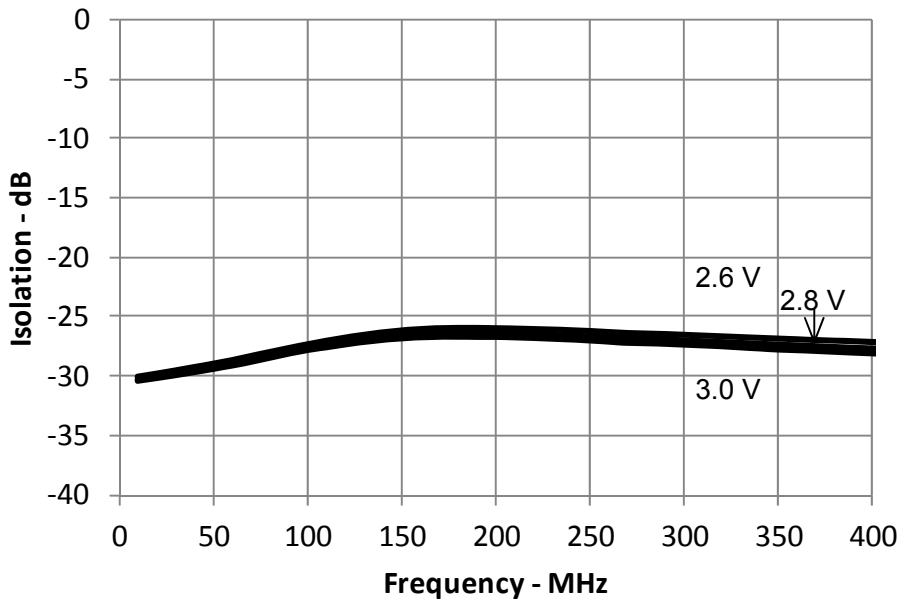
■ Bill of Materials

Item	Symbol	Value	Manufacturer	Size
Bip-Tr	TR1	NSVF4015SG4	ON Semiconductor	SC82FL
Capacitor	C1, C2, C3	1000 pF	TAIYOYUDEN	1005
	C4	7 pF	TAIYOYUDEN	1005
	C5	0.1 μ F	TAIYOYUDEN	1608
Resistor	R1	56 Ω	Various	1608
	R2	22 k Ω	Various	1608
	R3	1.2 k Ω	Various	1005
Inductor	L1, L2	12 nH	TOKO LL1005-FHL12NJ	1005
	L3	120 nH	TOKO LL1608-FS121N	1608
Material	–	FR4	–	25.4 x 12.7 mm

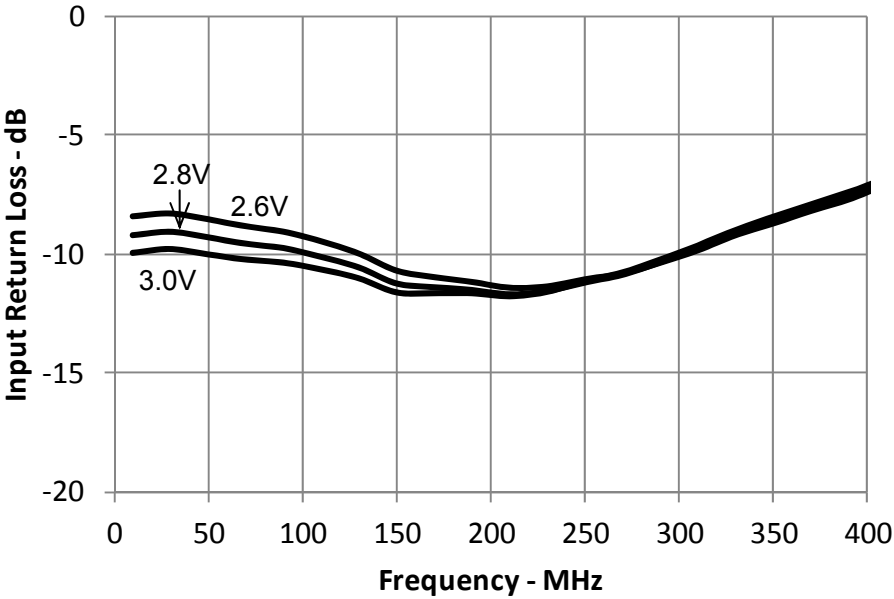
■ Power Gain



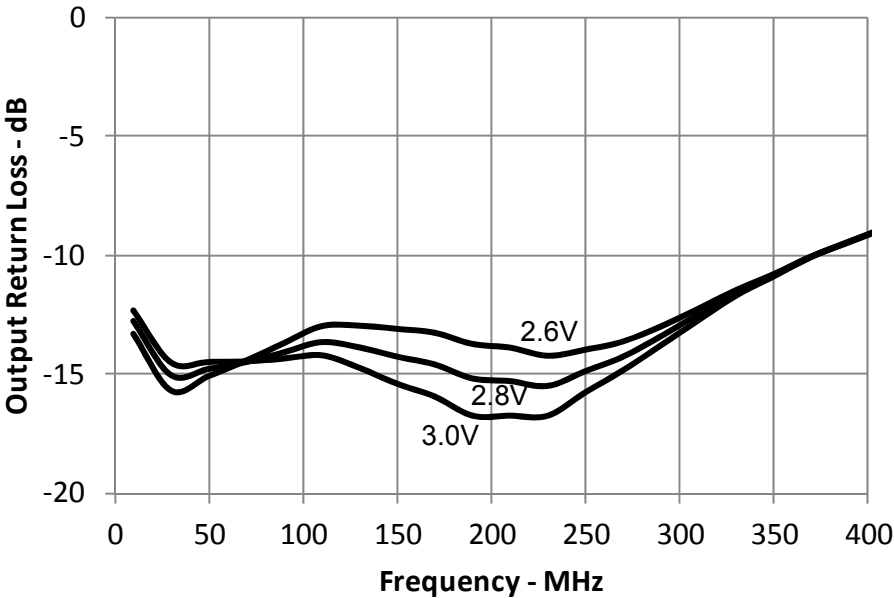
■ Isolation



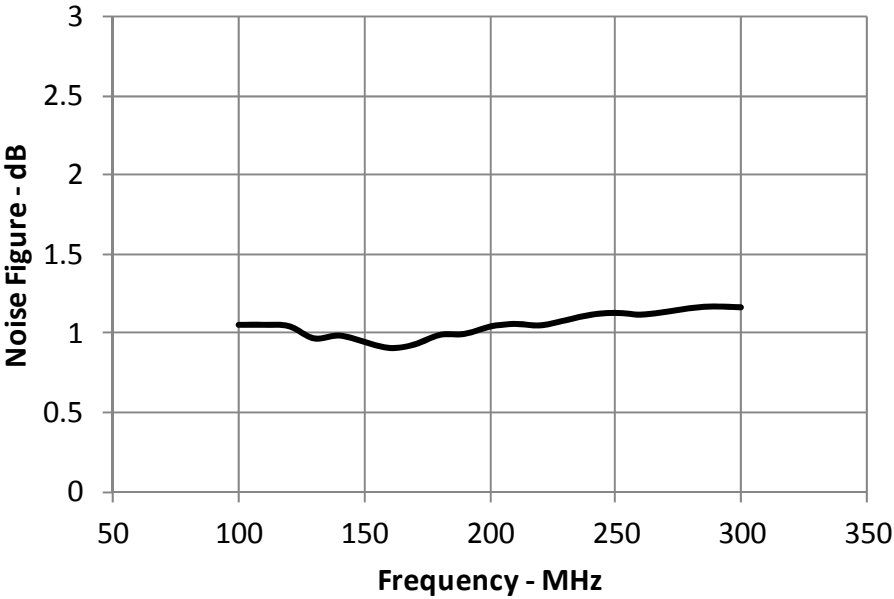
■ Input Return Loss



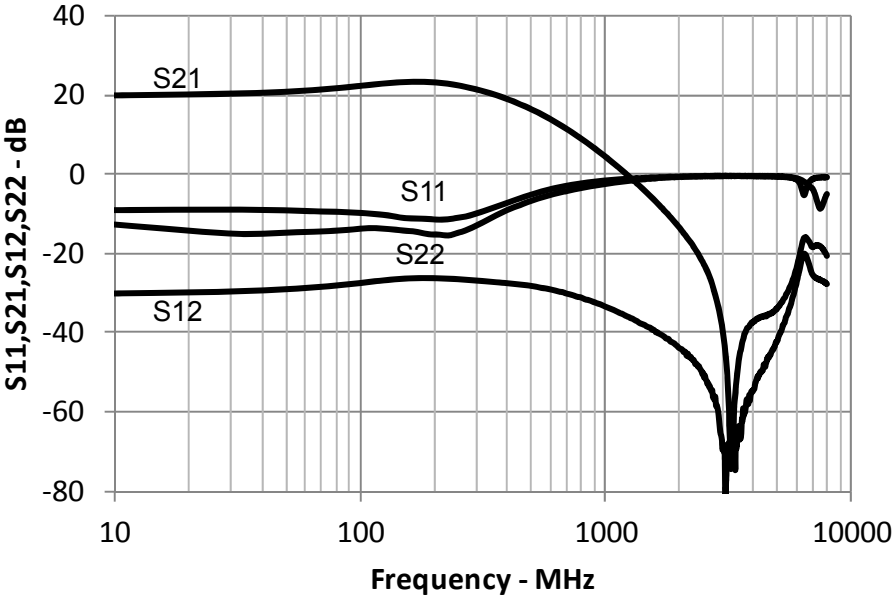
■ Output Return Loss



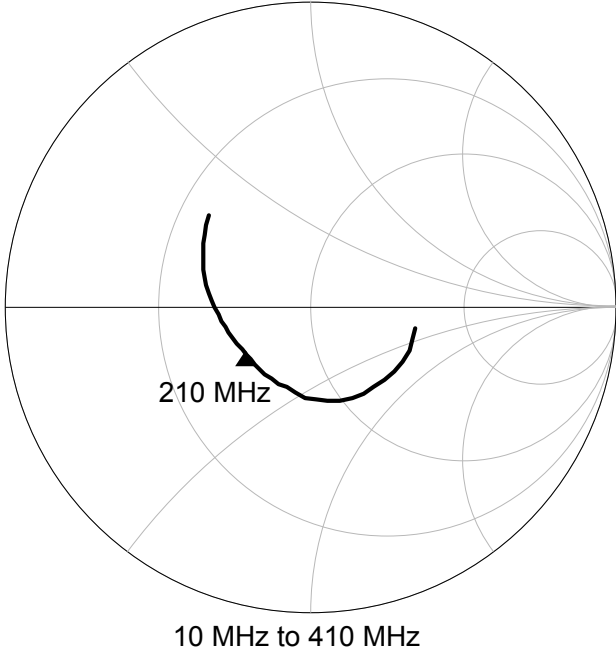
■ Noise Figure



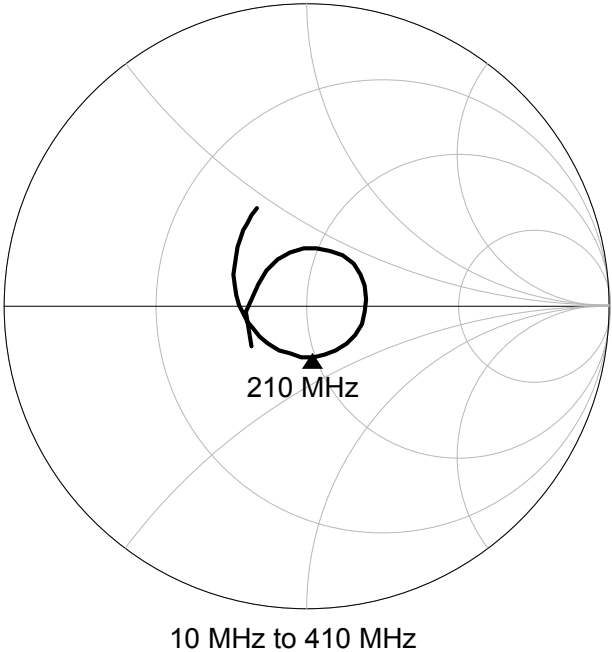
■ S11, S21, S12, S22 Wide Span



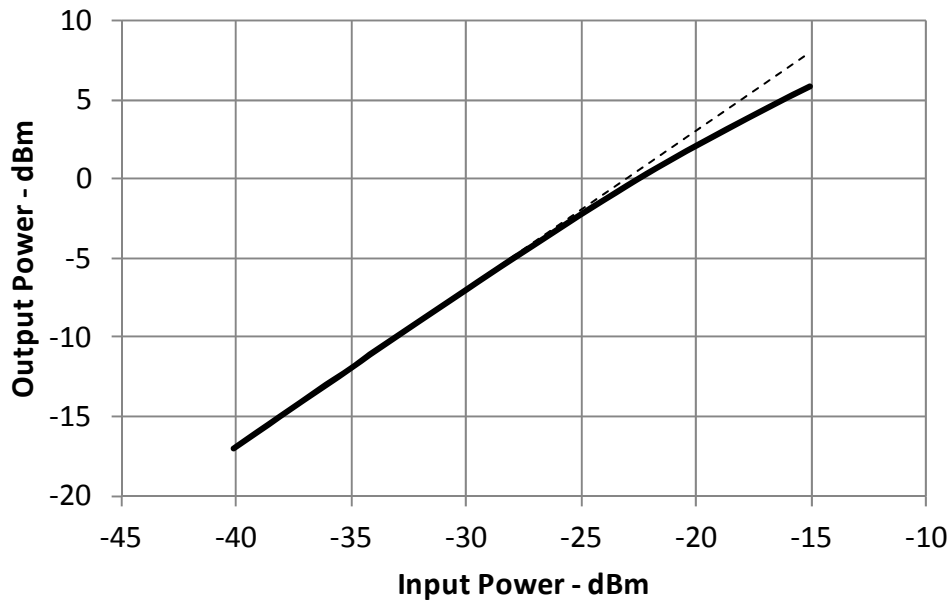
■ Smith Chart
Input Return Loss



■ Smith Chart
Output Return Loss

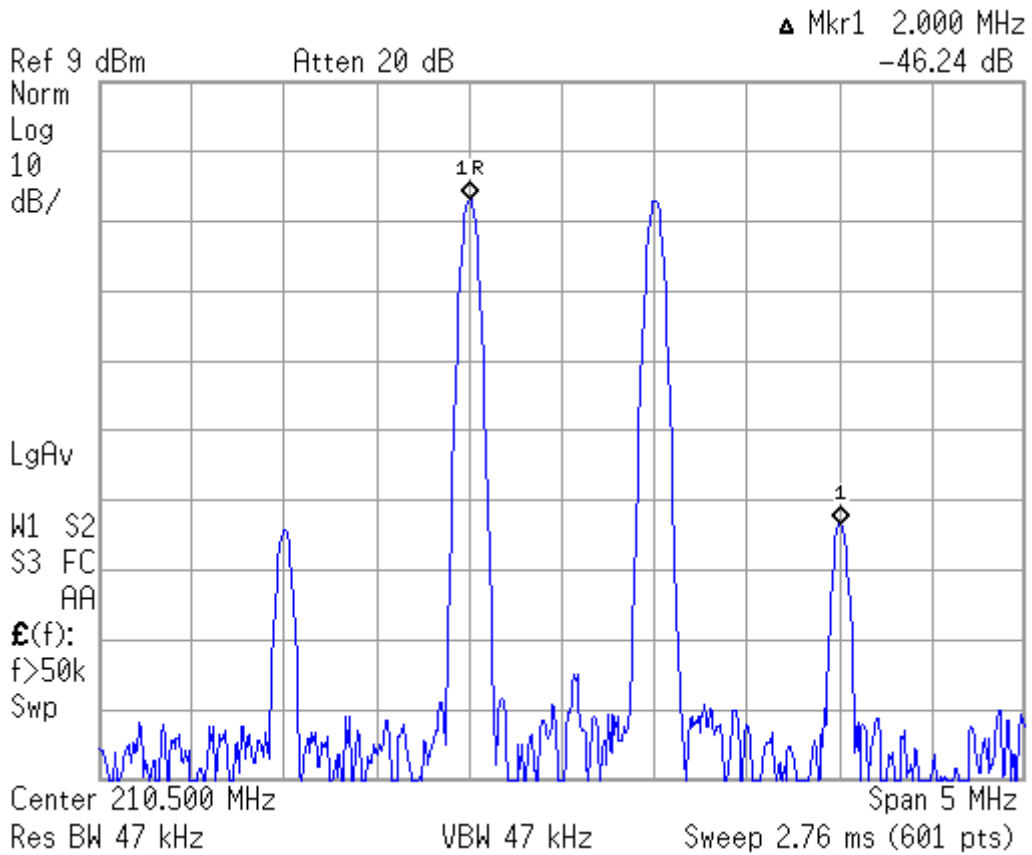


■ Gain 1 dB Compression Point



■ Input 3rd Order Intercept Point

f1 = 210 MHz, f2 = 211 MHz, Pin = -30 dBm



ON Semiconductor and the ON Semiconductor logo are trademarks of Semiconductor Components Industries, LLC dba ON Semiconductor or its subsidiaries in the United States and/or other countries. ON Semiconductor owns the rights to a number of patents, trademarks, copyrights, trade secrets, and other intellectual property. A listing of ON Semiconductor's product/patent coverage may be accessed at www.onsemi.com/site/pdf/Patent-Marking.pdf. ON Semiconductor reserves the right to make changes without further notice to any products herein. ON Semiconductor makes no warranty, representation or guarantee regarding the suitability of its products for any particular purpose, nor does ON Semiconductor assume any liability arising out of the application or use of any product or circuit, and specifically disclaims any and all liability, including without limitation special, consequential or incidental damages. Buyer is responsible for its products and applications using ON Semiconductor products, including compliance with all laws, regulations and safety requirements or standards, regardless of any support or applications information provided by ON Semiconductor. "Typical" parameters which may be provided in ON Semiconductor data sheets and/or specifications can and do vary in different applications and actual performance may vary over time. All operating parameters, including "Typicals" must be validated for each customer application by customer's technical experts. ON Semiconductor does not convey any license under its patent rights nor the rights of others. ON Semiconductor products are not designed, intended, or authorized for use as a critical component in life support systems or any FDA Class 3 medical devices or medical devices with a same or similar classification in a foreign jurisdiction or any devices intended for implantation in the human body. Should Buyer purchase or use ON Semiconductor products for any such unintended or unauthorized application, Buyer shall indemnify and hold ON Semiconductor and its officers, employees, subsidiaries, affiliates, and distributors harmless against all claims, costs, damages, and expenses, and reasonable attorney fees arising out of, directly or indirectly, any claim of personal injury or death associated with such unintended or unauthorized use, even if such claim alleges that ON Semiconductor was negligent regarding the design or manufacture of the part. ON Semiconductor is an Equal Opportunity/Affirmative Action Employer. This literature is subject to all applicable copyright laws and is not for resale in any manner.