

FM Radio Tuner with VCO Using the 55GN01CA

Application Note

Overview

This application note explains about ON Semiconductor's 55GN01CA which is used as a Voltage Controlled Oscillator (VCO) for FM Radio Tuner.

The 55GN01CA is used as a local oscillator in a tuning circuit of Radio and the oscillation frequency can be changed by voltage control of a Varactor diode.

The evaluation board is adjusted to Intermediate Frequency of 10.7MHz.

A standard material FR4 is used for the printed circuit board (PCB).



ON Semiconductor®

www.onsemi.com

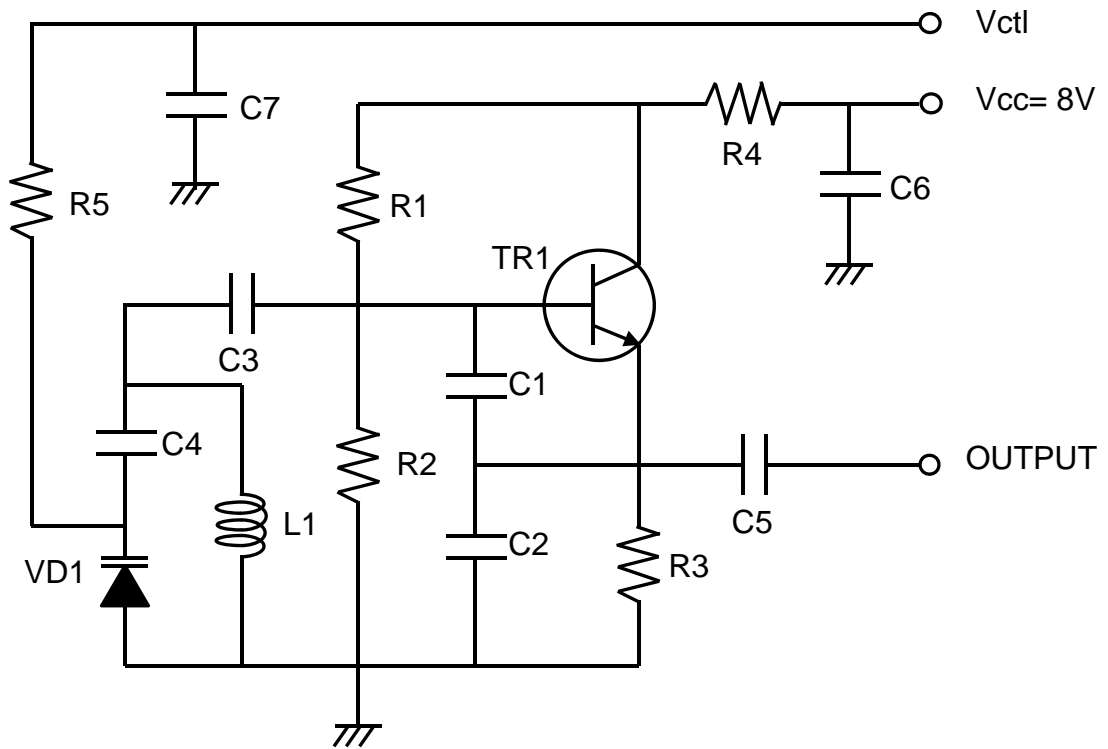
FM Radio Tuner with VCO Using the 55GN01CA

■ Summary of Data


Ta = 25 °C, Vctl = 0 V to 8 V, Zo = 50 Ω

Parameter	Symbol	Condition	Result	Unit
DC Voltage	Vcc		8.0	V
DC Current	Idd		20.5	mA
Oscillating Power	Posc	f = 86.7 MHz	6.07	dBm
		f = 102.7 MHz	6.00	
		f = 118.7 MHz	5.57	

■ Circuit Design



■ Evaluation Board



FM Radio Tuner with VCO Using the 55GN01CA

■Bill of Materials

Item	Symbol	Value	Manufacture	Size
Bipolar-Tr.	TR1	55GN01CA	ON Semiconductor	SC-59
Varactor Diode	VD1	SVC704	ON Semiconductor	SC-70
Capacitor	C1	68 pF	Murata GRM155	1608
	C2	68 pF	Murata GRM155	1608
	C3	68 pF	Murata GRM155	1005
	C4	1000 pF	Murata GRM155	1005
	C5,C6,C7	2200 pF	Murata GRM155	1608
Resistor	R1	2.2 k Ω	Various	1005
	R2	2.2 k Ω	Various	1005
	R3	100 Ω	Various	1005
	R4	100 Ω	Various	1005
	R5	30 k Ω	Various	1005
Inductor	L1	56 nH	TDK GLQ1005	1005
Material		FR-4		25 x 13 mm

FM Radio Tuner with VCO Using the 55GN01CA

■ Measurement Results

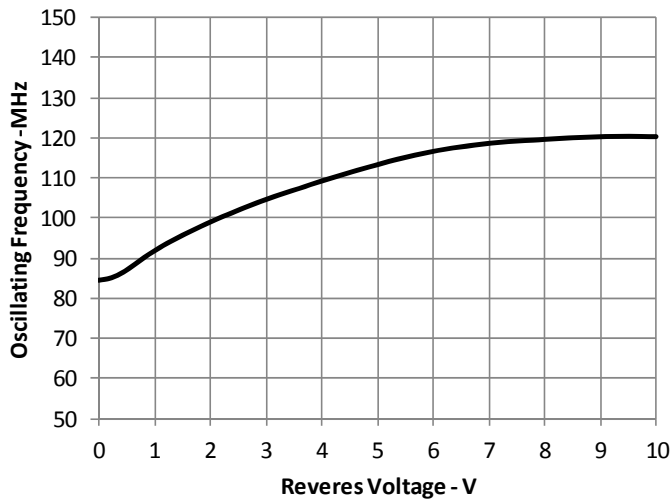


Figure 1 Oscillating Frequency vs. Revers Voltage

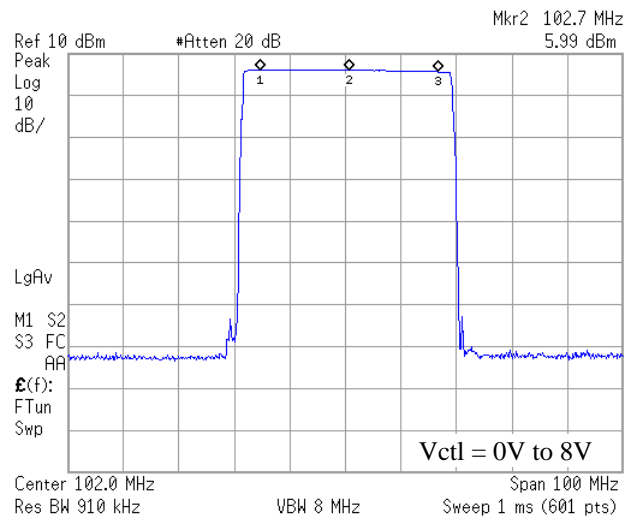


Figure 2 Oscillating Power vs. Frequency

FM Radio Tuner with VCO Using the 55GN01CA

ON Semiconductor and the ON logo are registered trademarks of Semiconductor Components Industries, LLC (SCILLC) or its subsidiaries in the United States and/or other countries. SCILLC owns the rights to a number of patents, trademarks, copyrights, trade secrets, and other intellectual property. A listing of SCILLC's product/patent coverage may be accessed at www.onsemi.com/site/pdf/Patent-Marking.pdf. SCILLC reserves the right to make changes without further notice to any products herein. SCILLC makes no warranty, representation or guarantee regarding the suitability of its products for any particular purpose, nor does SCILLC assume any liability arising out of the application or use of any product or circuit, and specifically disclaims any and all liability, including without limitation special, consequential or incidental damages. "Typical" parameters which may be provided in SCILLC data sheets and/or specifications can and do vary in different applications and actual performance may vary over time. All operating parameters, including "Typicals" must be validated for each customer application by customer's technical experts. SCILLC does not convey any license under its patent rights nor the rights of others. SCILLC products are not designed, intended, or authorized for use as components in systems intended for surgical implant into the body, or other applications intended to support or sustain life, or for any other application in which the failure of the SCILLC product could create a situation where personal injury or death may occur. Should Buyer purchase or use SCILLC products for any such unintended or unauthorized application, Buyer shall indemnify and hold SCILLC and its officers, employees, subsidiaries, affiliates, and distributors harmless against all claims, costs, damages, and expenses, and reasonable attorney fees arising out of, directly or indirectly, any claim of personal injury or death associated with such unintended or unauthorized use, even if such claim alleges that SCILLC was negligent regarding the design or manufacture of the part. SCILLC is an Equal Opportunity/Affirmative Action Employer. This literature is subject to all applicable copyright laws and is not for resale in any manner.