

# PIN Diode

## Dual series PIN Diode for VHF, UHF and AGC

### NSVP264SDSF3

This PIN diode is designed to realize compact and efficient designs. Two PIN diodes are incorporated in one SC-70 package. The use of dual PIN diodes can reduce both system cost and board space. This PIN diode is AEC-Q101 qualified and PPAP capable for automotive applications.

#### Features

- Series connection of 2 elements in a small-size package
- Small Interterminal Capacitance ( $C = 0.23 \text{ pF typ}$ )
- Small Forward Series Resistance ( $r_s = 2.5 \text{ } \Omega \text{ typ}$ )
- MCP3 package is pin-compatible with SC-70
- AEC-Q101 qualified and PPAP capable
- Pb-Free, Halogen Free and RoHS Compliance

#### Typical Applications

- Auto Gain Control for Radio

#### ABSOLUTE MAXIMUM RATINGS at $T_A = 25^\circ\text{C}$

Symbol	Parameter	Value	Unit
$V_R$	Reverse Voltage	50	V
$I_F$	Forward Current	50	mA
P	Allowable Power Dissipation	100	mW
$T_J, T_{stg}$	Operating Junction and Storage Temperature	-55 to +125	$^\circ\text{C}$

Stresses exceeding those listed in the Maximum Ratings table may damage the device. If any of these limits are exceeded, device functionality should not be assumed, damage may occur and reliability may be affected.

#### ELECTRICAL CHARACTERISTICS at $T_A = 25^\circ\text{C}$ (Note 1)

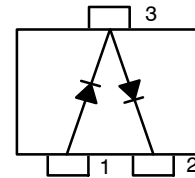
Symbol	Parameter	Conditions	Min	Typ	Max	Unit
$V_R$	Reverse Voltage	$I_R = 10 \text{ } \mu\text{A}$	50	-	-	V
$I_R$	Reverse Current	$V_R = 50 \text{ V}$	-	-	0.1	$\mu\text{A}$
$V_F$	Forward Voltage	$I_F = 50 \text{ mA}$	-	0.91	0.95	V
C	Interterminal Capacitance	$V_R = 50 \text{ V}, f = 1 \text{ MHz}$	-	0.23	0.4	pF
$r_s$	Series Resistance	$I_F = 5 \text{ mA}, f = 100 \text{ MHz}$	-	4.0	8.0	$\Omega$
		$I_F = 10 \text{ mA}, f = 100 \text{ MHz}$	-	2.5	4.5	$\Omega$

Product parametric performance is indicated in the Electrical Characteristics for the listed test conditions, unless otherwise noted. Product performance may not be indicated by the Electrical Characteristics if operated under different conditions.

1. The specifications shown above are for each individual diode.

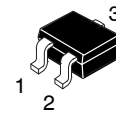
50 V, 50 mA  
 $r_s = 2.5 \text{ } \Omega \text{ typ}$   
PIN Diode

#### ELECTRICAL CONNECTION

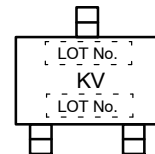


1 : Anode  
2 : Cathode  
3 : Cathode / Anode

SC-70 / MCP3  
CASE 419AJ



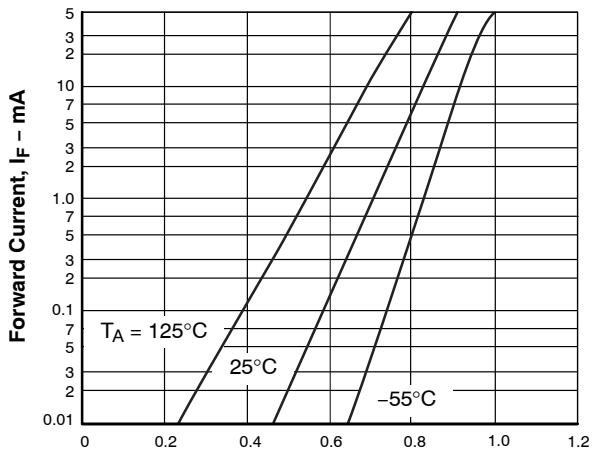
MARKING  
DIAGRAM



#### ORDERING INFORMATION

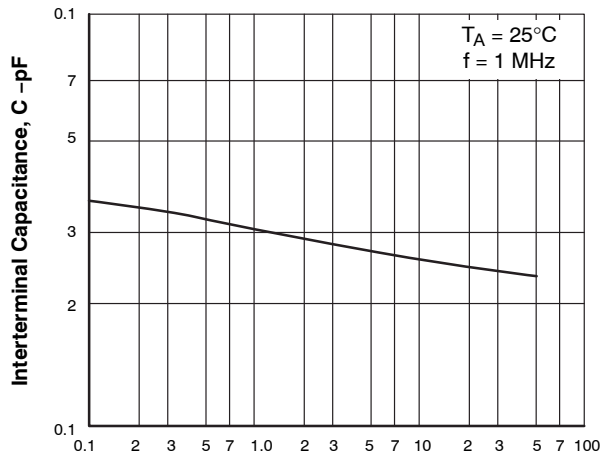
See detailed ordering and shipping information on page 3 of this data sheet.

# NSVP264SDSF3



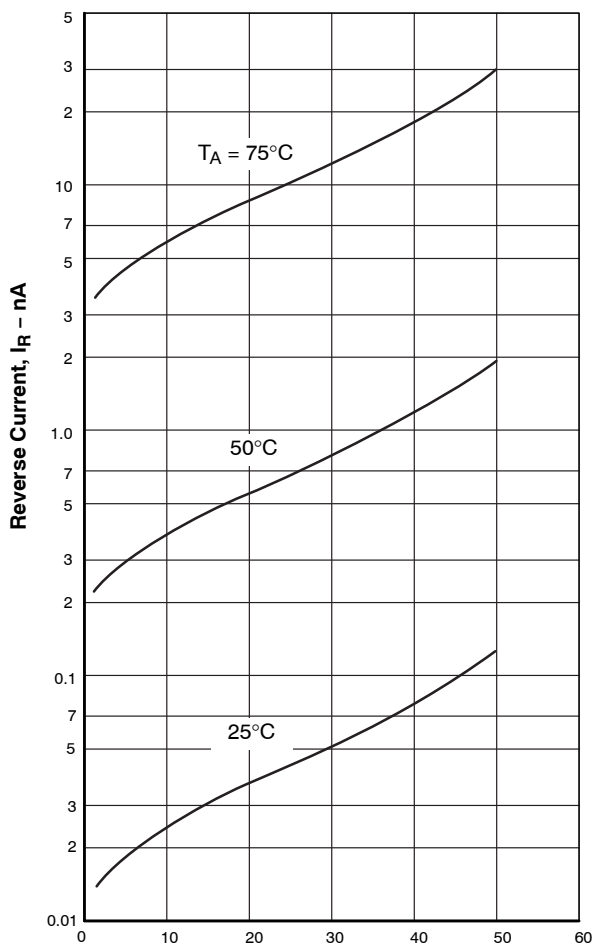
Forward Voltage,  $V_F - \text{V}$

Figure 1.  $I_F - V_F$



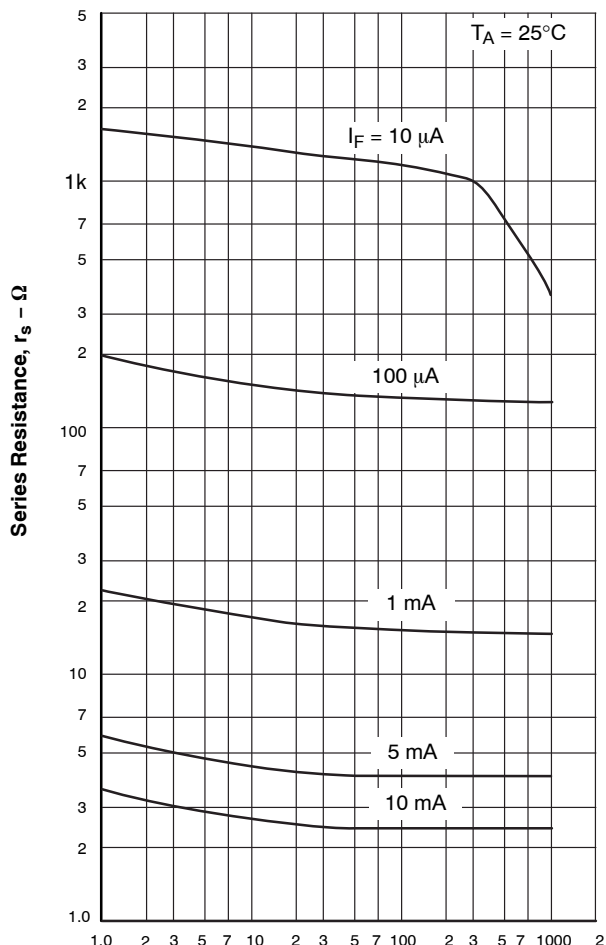
Reverse Voltage,  $V_R - \text{V}$

Figure 2.  $C - V_R$



Reverse Voltage,  $V_R - \text{V}$

Figure 3.  $I_R - V_R$



Frequency,  $f - \text{MHz}$

Figure 4.  $r_s - f$

# NSVP264SDSF3

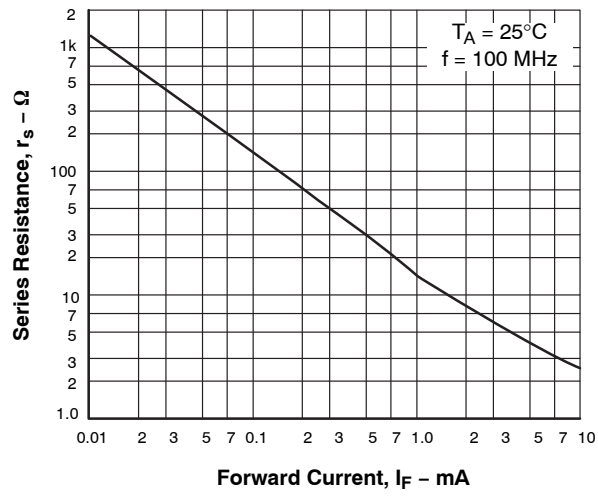


Figure 5.  $r_s$  -  $I_F$

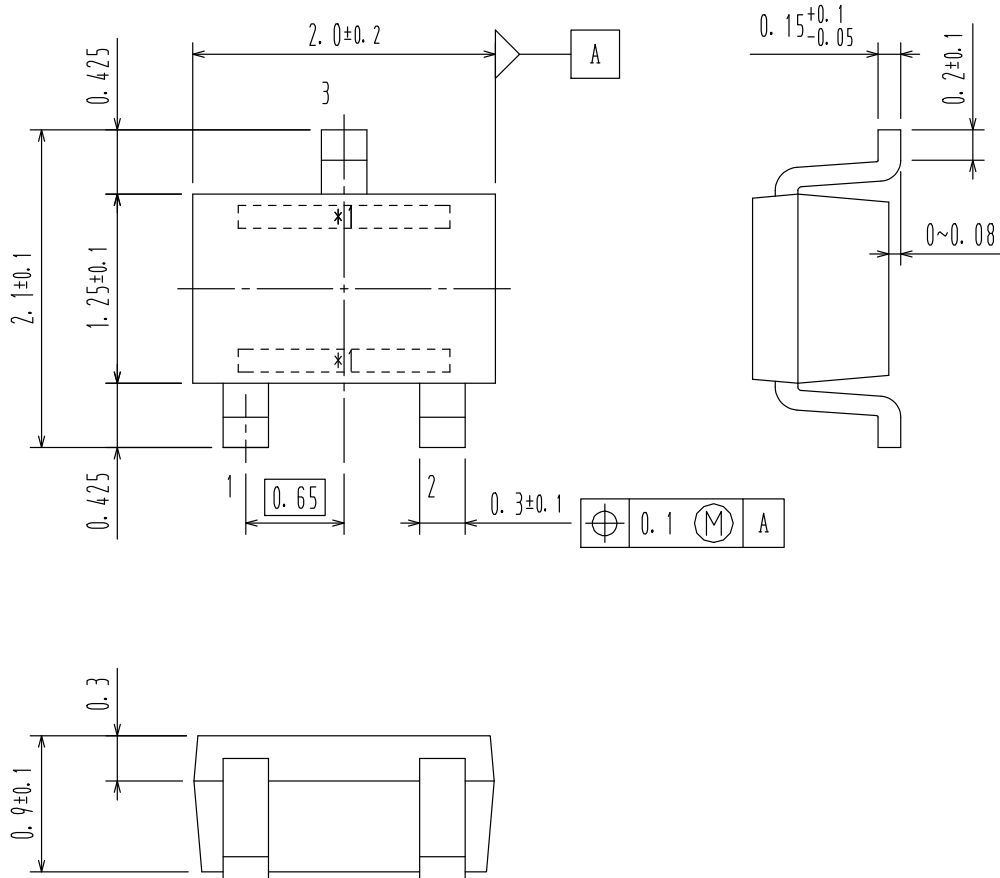
## ORDERING INFORMATION

Device	Marking	Package	Shipping †
NSVP264SDSF3T1G	KV	SC-70 / MCP3 (Pb-Free / Halogen Free)	3000 / Tape & Reel

†For information on tape and reel specifications, including part orientation and tape sizes, please refer to our Tape and Reel Packaging Specifications Brochure, BRD8011/D.

SC-70 / MCP3  
CASE 419AJ  
ISSUE O

DATE 30 NOV 2011



<b>DOCUMENT NUMBER:</b>	<b>98AON65442E</b>	Electronic versions are uncontrolled except when accessed directly from the Document Repository. Printed versions are uncontrolled except when stamped "CONTROLLED COPY" in red.
<b>DESCRIPTION:</b>	<b>SC-70 / MCP3</b>	<b>PAGE 1 OF 1</b>

onsemi and Onsemi are trademarks of Semiconductor Components Industries, LLC dba onsemi or its subsidiaries in the United States and/or other countries. onsemi reserves the right to make changes without further notice to any products herein. onsemi makes no warranty, representation or guarantee regarding the suitability of its products for any particular purpose, nor does onsemi assume any liability arising out of the application or use of any product or circuit, and specifically disclaims any and all liability, including without limitation special, consequential or incidental damages. onsemi does not convey any license under its patent rights nor the rights of others.

**onsemi**, **Onsemi**, and other names, marks, and brands are registered and/or common law trademarks of Semiconductor Components Industries, LLC dba "**onsemi**" or its affiliates and/or subsidiaries in the United States and/or other countries. **onsemi** owns the rights to a number of patents, trademarks, copyrights, trade secrets, and other intellectual property. A listing of **onsemi**'s product/patent coverage may be accessed at [www.onsemi.com/site/pdf/Patent-Marking.pdf](http://www.onsemi.com/site/pdf/Patent-Marking.pdf). **onsemi** reserves the right to make changes at any time to any products or information herein, without notice. The information herein is provided "as-is" and **onsemi** makes no warranty, representation or guarantee regarding the accuracy of the information, product features, availability, functionality, or suitability of its products for any particular purpose, nor does **onsemi** assume any liability arising out of the application or use of any product or circuit, and specifically disclaims any and all liability, including without limitation special, consequential or incidental damages. Buyer is responsible for its products and applications using **onsemi** products, including compliance with all laws, regulations and safety requirements or standards, regardless of any support or applications information provided by **onsemi**. "Typical" parameters which may be provided in **onsemi** data sheets and/or specifications can and do vary in different applications and actual performance may vary over time. All operating parameters, including "Typicals" must be validated for each customer application by customer's technical experts. **onsemi** does not convey any license under any of its intellectual property rights nor the rights of others. **onsemi** products are not designed, intended, or authorized for use as a critical component in life support systems or any FDA Class 3 medical devices or medical devices with a same or similar classification in a foreign jurisdiction or any devices intended for implantation in the human body. Should Buyer purchase or use **onsemi** products for any such unintended or unauthorized application, Buyer shall indemnify and hold **onsemi** and its officers, employees, subsidiaries, affiliates, and distributors harmless against all claims, costs, damages, and expenses, and reasonable attorney fees arising out of, directly or indirectly, any claim of personal injury or death associated with such unintended or unauthorized use, even if such claim alleges that **onsemi** was negligent regarding the design or manufacture of the part. **onsemi** is an Equal Opportunity/Affirmative Action Employer. This literature is subject to all applicable copyright laws and is not for resale in any manner.

---

## ADDITIONAL INFORMATION

### TECHNICAL PUBLICATIONS:

Technical Library: [www.onsemi.com/design/resources/technical-documentation](http://www.onsemi.com/design/resources/technical-documentation)  
onsemi Website: [www.onsemi.com](http://www.onsemi.com)

### ONLINE SUPPORT: [www.onsemi.com/support](http://www.onsemi.com/support)

For additional information, please contact your local Sales Representative at [www.onsemi.com/support/sales](http://www.onsemi.com/support/sales)