

NSVJ5908DSG5

N-Channel JFET, -15 V, 10 to 32 mA, 35 ms, Dual

Automotive JFET designed for compact and efficient designs and including high gain performance. AEC-Q101 qualified JFET and PPAP capable suitable for automotive applications.

Features

- Large $|y_{fs}|$
- Small Ciss
- This Small Package Enables Sets to be Smaller and Thinner
- Ultralow Noise Figure
- MCPH5 Package is Pin-compatible with SC-88AFL
- Composite Type with 2 JFET Contained in a MCPH5 Package Currently in Use, Improving the Mounting Efficiency Greatly
- The NSVJ5908DSG5 is Formed with Two Chips, Being Equivalent to the NSVJ3557SA3, Placed in One Package
- NSV Prefix for Automotive and Other Applications Requiring Unique Site and Control Change Requirements; AEC-Q101 Qualified and PPAP Capable
- These Devices are Pb-Free, Halogen Free/BFR Free and are RoHS Compliant

Typical Applications

- AM Tuner RF Amplification
- Low Noise Amplifier

SPECIFICATIONS

ABSOLUTE MAXIMUM RATINGS ($T_A = 25^\circ\text{C}$)

Parameter	Symbol	Value	Unit
Drain-to-Source Voltage	V_{DSX}	15	V
Gate-to-Drain Voltage	V_{GDS}	-15	V
Gate Current	I_G	10	mA
Drain Current	I_D	50	mA
Allowable Power Dissipation – 1 unit	P_D	200	mW
Total Power Dissipation	P_T	300	mW
Operating Junction and Storage Temperature	T_J, T_{Stg}	-55 to +150	$^\circ\text{C}$

Stresses exceeding those listed in the Maximum Ratings table may damage the device. If any of these limits are exceeded, device functionality should not be assumed, damage may occur and reliability may be affected.

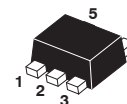
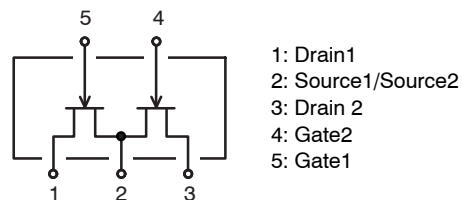


ON Semiconductor®

www.onsemi.com

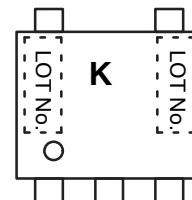
ELECTRICAL CONNECTION

N-Channel



SC-88AFL/MCPH5
CASE 419AP

MARKING DIAGRAM



K = Specific Device Code

ORDERING INFORMATION

See detailed ordering and shipping information on page 2 of this data sheet.

NSVJ5908DSG5

Table 1. ELECTRICAL CHARACTERISTICS ($T_A = 25^\circ\text{C}$)

Parameter	Symbol	Conditions	Min	Typ	Max	Unit
Gate-to-Drain Breakdown Voltage	$V_{(BR)GDS}$	$I_G = -10 \mu\text{A}$, $V_{DS} = 0 \text{ V}$	-15	-	-	V
Gate-to-Source Leakage Current	I_{GSS}	$V_{GS} = -10 \text{ V}$, $V_{DS} = 0 \text{ V}$	-	-	-1.0	nA
Cutoff Voltage	$V_{GS(off)}$	$V_{DS} = 5 \text{ V}$, $I_D = 100 \mu\text{A}$	-0.3	-0.7	-1.5	V
Zero-Gate Voltage Drain Current	I_{DSS}	$V_{DS} = 5 \text{ V}$, $V_{GS} = 0 \text{ V}$	10	-	32	mA
Forward Transfer Admittance	$ y_{fs} $	$V_{DS} = 5 \text{ V}$, $V_{GS} = 0 \text{ V}$, $f = 1 \text{ kHz}$	24	35	-	mS
Input Capacitance	C_{iss}	$V_{DS} = 5 \text{ V}$, $V_{GS} = 0 \text{ V}$, $f = 1 \text{ MHz}$	-	10.5	-	pF
Reverse Transfer Capacitance	C_{rss}		-	3.5	-	pF
Noise Figure	NF	$V_{DS} = 5 \text{ V}$, $R_g = 1 \text{ k}\Omega$, $I_D = 1 \text{ mA}$, $f = 1 \text{ kHz}$	-	1.0	-	dB

Product parametric performance is indicated in the Electrical Characteristics for the listed test conditions, unless otherwise noted. Product performance may not be indicated by the Electrical Characteristics if operated under different conditions.

NOTE: The specifications shown above are for each individual JFET.

ORDERING INFORMATION

Device	Marking	Package Type	Shipping [†]
NSVJ5908DSG5T1G	K	SC-88AFL / MCPH5 (Pb-Free / Halogen Free)	3,000 / Tape & Reel

[†]For information on tape and reel specifications, including part orientation and tape sizes, please refer to our Tape and Reel Packaging Specifications Brochure, BRD8011/D.

TYPICAL CHARACTERISTICS

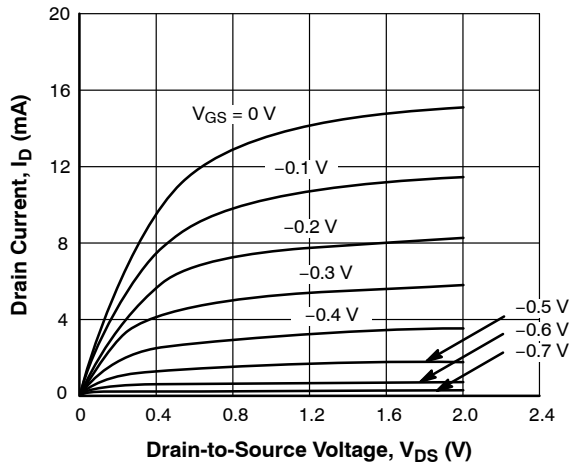


Figure 1. I_D vs. V_{DS}

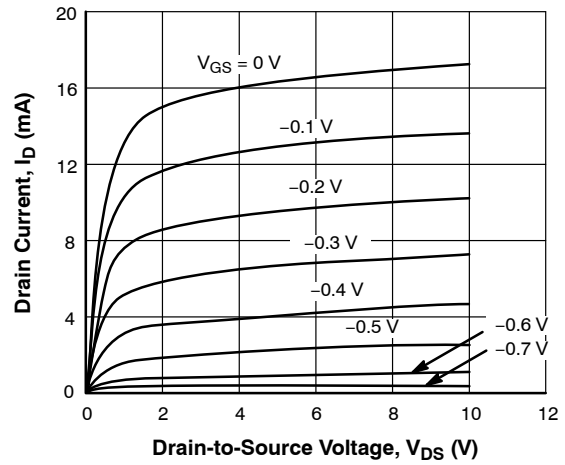


Figure 2. I_D vs. V_{DS}

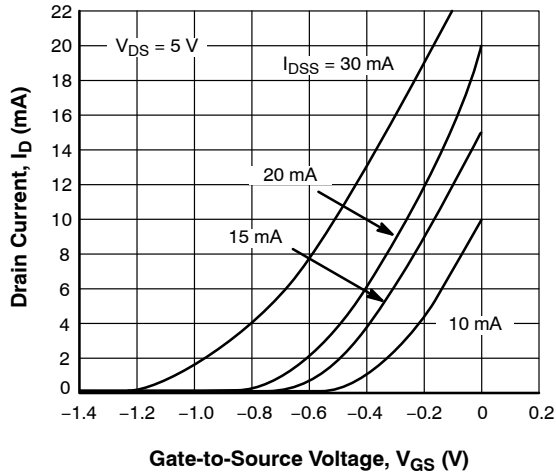


Figure 3. I_D vs. V_{GS}

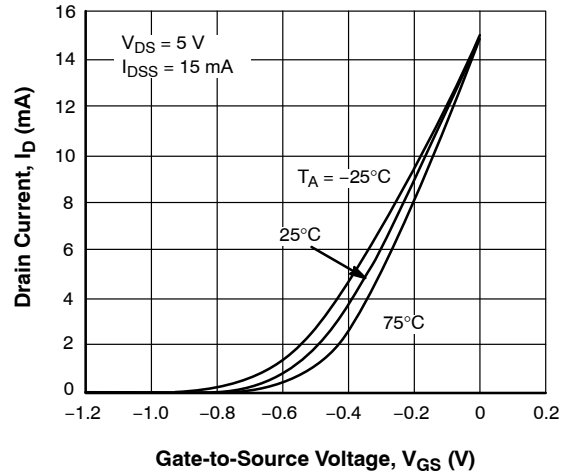


Figure 4. I_D vs. V_{GS}

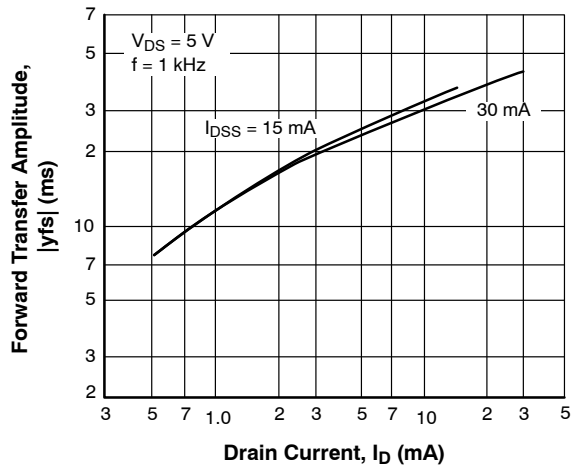


Figure 5. $|y_{fs}|$ vs. I_D

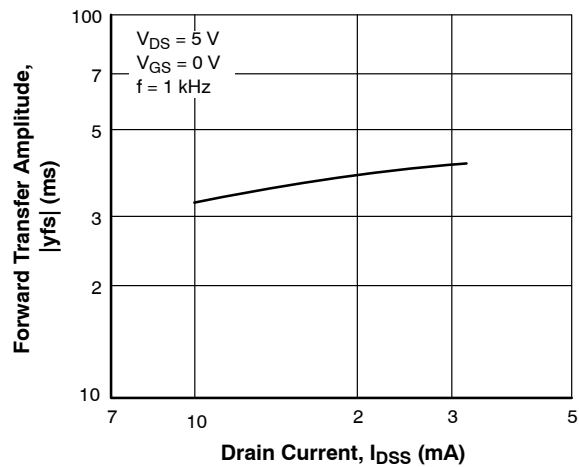


Figure 6. $|y_{fs}|$ vs. I_{DSS}

TYPICAL CHARACTERISTICS

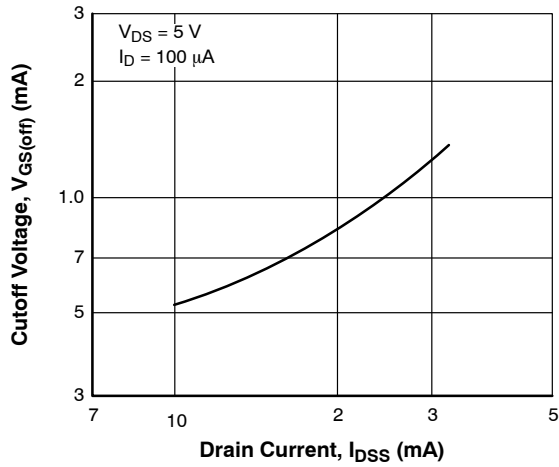


Figure 7. $V_{GS(off)}$ vs. I_{DSS}

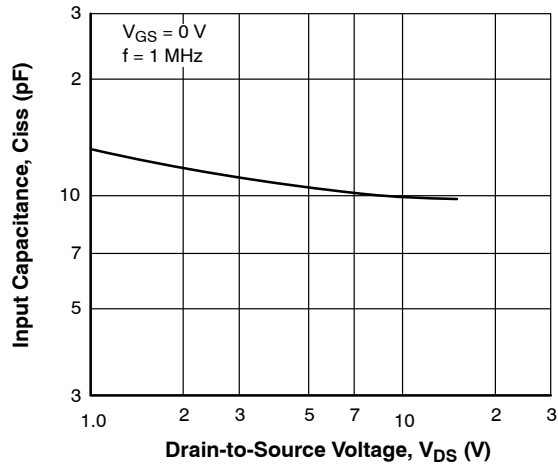


Figure 8. C_{iss} vs. V_{DS}

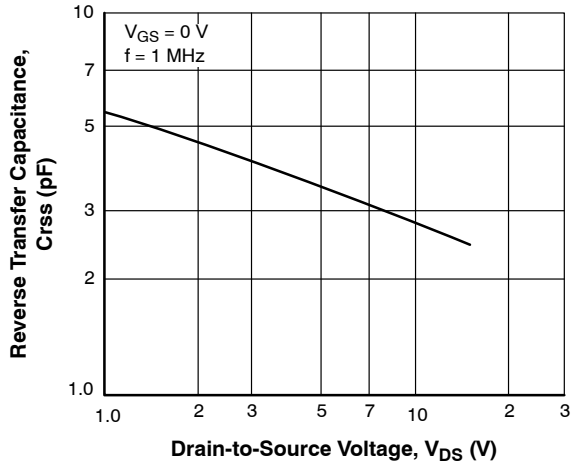


Figure 9. C_{rss} vs. V_{DS}

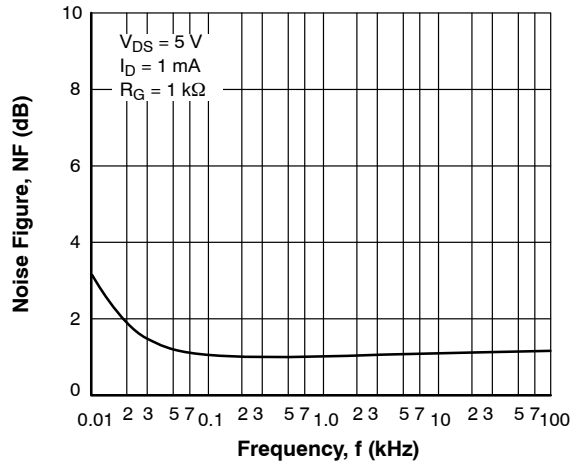


Figure 10. NF vs. f

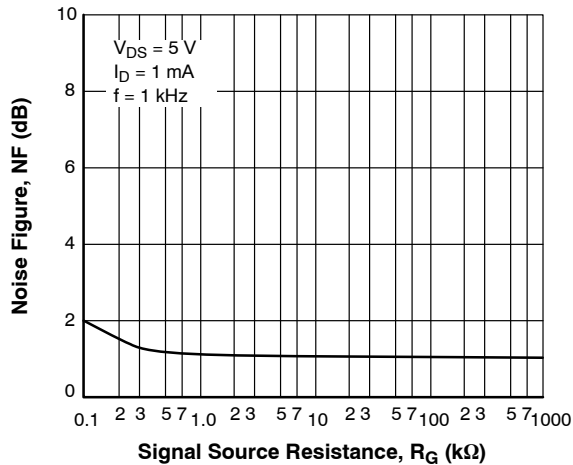


Figure 11. NF vs. R_G

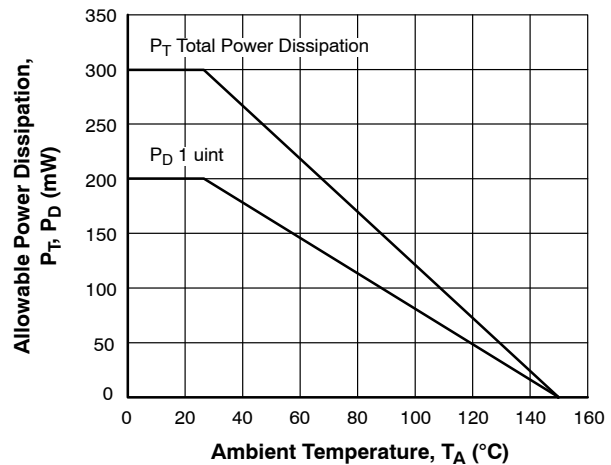
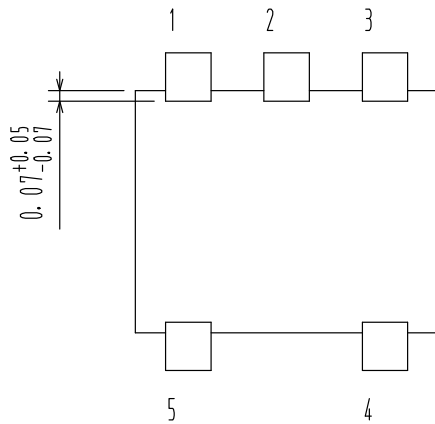
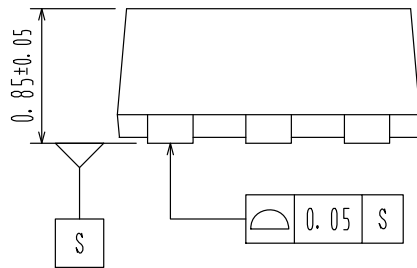
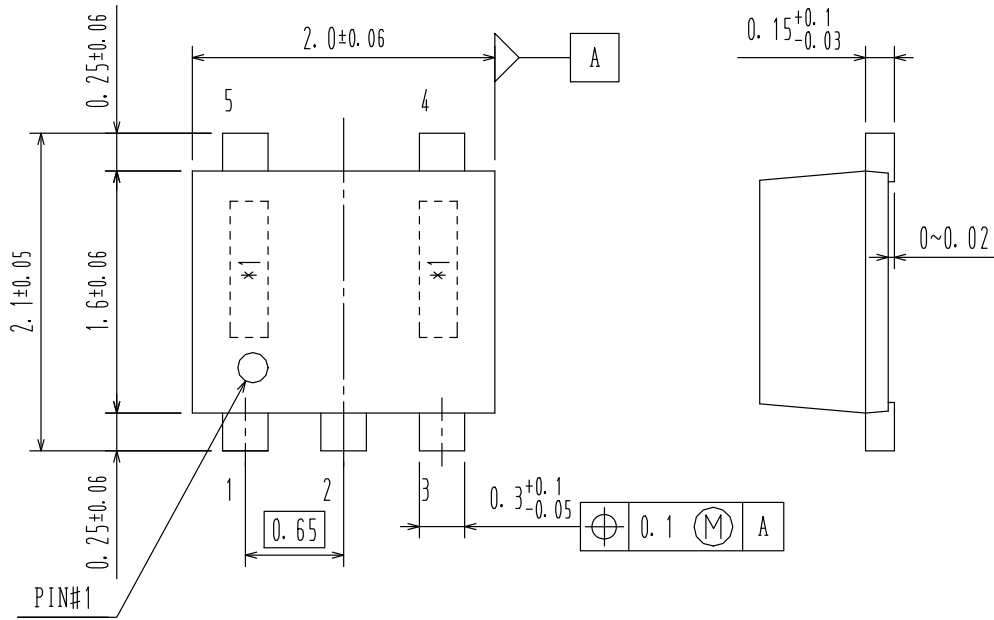


Figure 12. P_T , P_D vs. T_A

MECHANICAL CASE OUTLINE
PACKAGE DIMENSIONS

SC-88AFL/ MCPH5
CASE 419AP
ISSUE O

DATE 30 NOV 2011



DOCUMENT NUMBER:	98AON65479E	Electronic versions are uncontrolled except when accessed directly from the Document Repository. Printed versions are uncontrolled except when stamped "CONTROLLED COPY" in red.
DESCRIPTION:	SC-88AFL / MCPH5	PAGE 1 OF 1

ON Semiconductor and **ON** are trademarks of Semiconductor Components Industries, LLC dba ON Semiconductor or its subsidiaries in the United States and/or other countries. ON Semiconductor reserves the right to make changes without further notice to any products herein. ON Semiconductor makes no warranty, representation or guarantee regarding the suitability of its products for any particular purpose, nor does ON Semiconductor assume any liability arising out of the application or use of any product or circuit, and specifically disclaims any and all liability, including without limitation special, consequential or incidental damages. ON Semiconductor does not convey any license under its patent rights nor the rights of others.

onsemi, **Onsemi**, and other names, marks, and brands are registered and/or common law trademarks of Semiconductor Components Industries, LLC dba "**onsemi**" or its affiliates and/or subsidiaries in the United States and/or other countries. **onsemi** owns the rights to a number of patents, trademarks, copyrights, trade secrets, and other intellectual property. A listing of **onsemi**'s product/patent coverage may be accessed at www.onsemi.com/site/pdf/Patent-Marking.pdf. **onsemi** reserves the right to make changes at any time to any products or information herein, without notice. The information herein is provided "as-is" and **onsemi** makes no warranty, representation or guarantee regarding the accuracy of the information, product features, availability, functionality, or suitability of its products for any particular purpose, nor does **onsemi** assume any liability arising out of the application or use of any product or circuit, and specifically disclaims any and all liability, including without limitation special, consequential or incidental damages. Buyer is responsible for its products and applications using **onsemi** products, including compliance with all laws, regulations and safety requirements or standards, regardless of any support or applications information provided by **onsemi**. "Typical" parameters which may be provided in **onsemi** data sheets and/or specifications can and do vary in different applications and actual performance may vary over time. All operating parameters, including "Typicals" must be validated for each customer application by customer's technical experts. **onsemi** does not convey any license under any of its intellectual property rights nor the rights of others. **onsemi** products are not designed, intended, or authorized for use as a critical component in life support systems or any FDA Class 3 medical devices or medical devices with a same or similar classification in a foreign jurisdiction or any devices intended for implantation in the human body. Should Buyer purchase or use **onsemi** products for any such unintended or unauthorized application, Buyer shall indemnify and hold **onsemi** and its officers, employees, subsidiaries, affiliates, and distributors harmless against all claims, costs, damages, and expenses, and reasonable attorney fees arising out of, directly or indirectly, any claim of personal injury or death associated with such unintended or unauthorized use, even if such claim alleges that **onsemi** was negligent regarding the design or manufacture of the part. **onsemi** is an Equal Opportunity/Affirmative Action Employer. This literature is subject to all applicable copyright laws and is not for resale in any manner.

PUBLICATION ORDERING INFORMATION

LITERATURE FULFILLMENT:

Email Requests to: orderlit@onsemi.com

onsemi Website: www.onsemi.com

TECHNICAL SUPPORT

North American Technical Support:

Voice Mail: 1 800-282-9855 Toll Free USA/Canada

Phone: 011 421 33 790 2910

Europe, Middle East and Africa Technical Support:

Phone: 00421 33 790 2910

For additional information, please contact your local Sales Representative