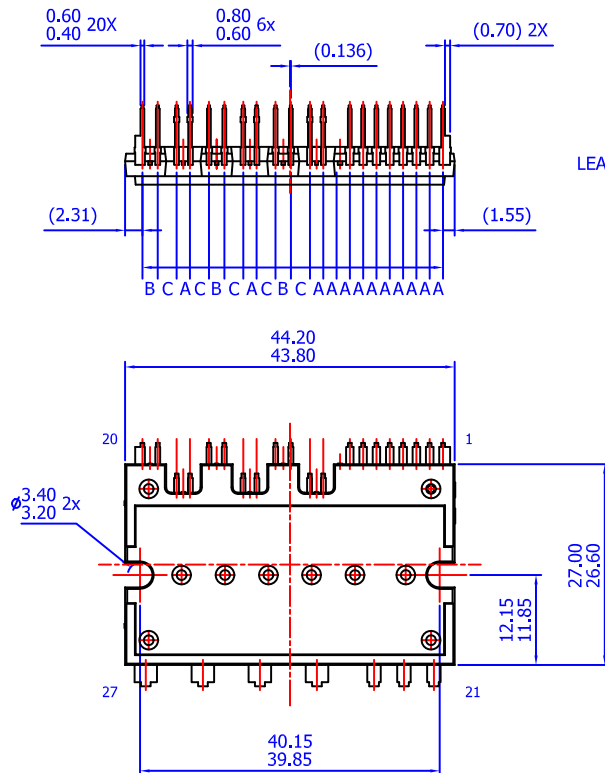


SPMJB-027 / 27LD, PDD STD, SPM27-JB FULL PACK SHORT LEAD
CASE MODDR
ISSUE O

DATE 31 DEC 2016

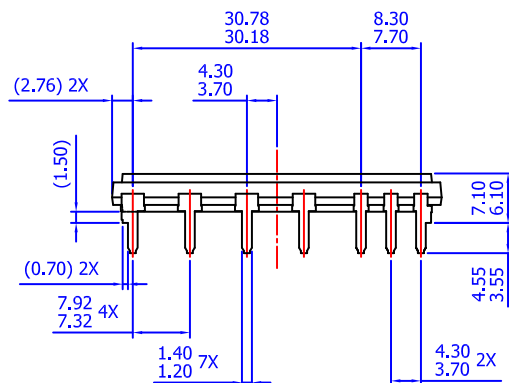
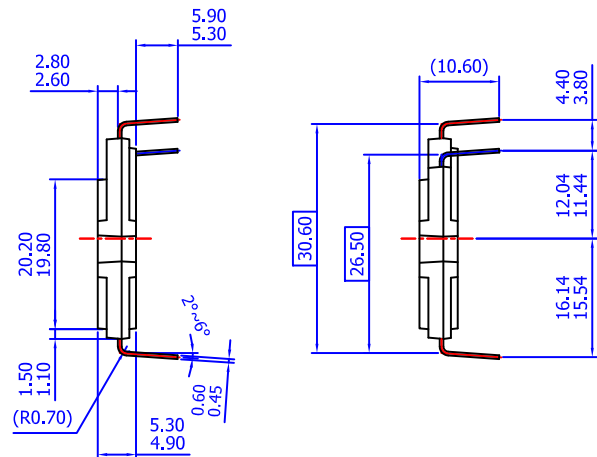


LEAD PITCH (TOLERANCE : ± 0.30)

A : 1.778

B : 2.050

C : 2.531



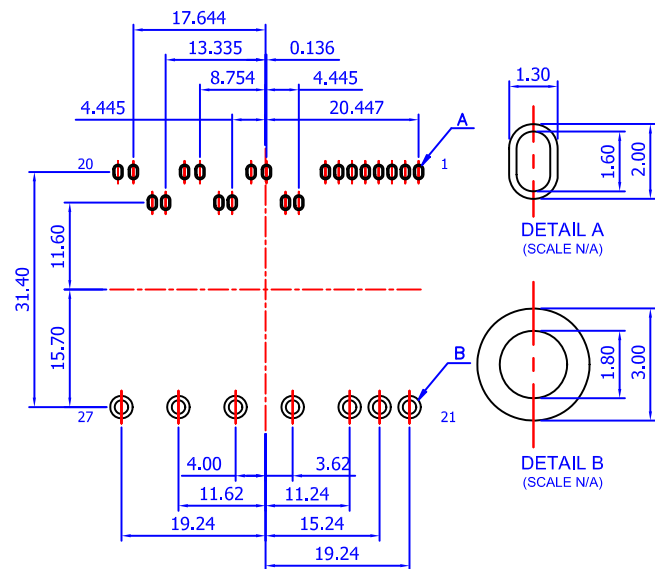
NOTES: UNLESS OTHERWISE SPECIFIED

A) THIS PACKAGE DOES NOT COMPLY
TO ANY CURRENT PACKAGING STANDARD

B) ALL DIMENSIONS ARE IN MILLIMETERS
C) DIMENSIONS ARE EXCLUSIVE OF BURRS, MOLD FLASH, AND TIE BAR EXTRUSIONS

D) () IS REFERENCE

E) [] IS ASS'Y QUALITY



LAND PATTERN RECOMMENDATIONS

DOCUMENT NUMBER:	98AON13579G	Electronic versions are uncontrolled except when accessed directly from the Document Repository. Printed versions are uncontrolled except when stamped "CONTROLLED COPY" in red.
DESCRIPTION:	SPMJB-027 / 27LD, PDD STD, SPM27-JB FULL PACK SHORT LEAD	PAGE 1 OF 1

onsemi and **onsemi** are trademarks of Semiconductor Components Industries, LLC dba **onsemi** or its subsidiaries in the United States and/or other countries. **onsemi** reserves the right to make changes without further notice to any products herein. **onsemi** makes no warranty, representation or guarantee regarding the suitability of its products for any particular purpose, nor does **onsemi** assume any liability arising out of the application or use of any product or circuit, and specifically disclaims any and all liability, including without limitation special, consequential or incidental damages. **onsemi** does not convey any license under its patent rights nor the rights of others.