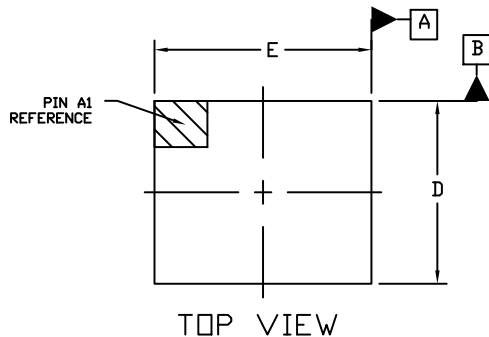
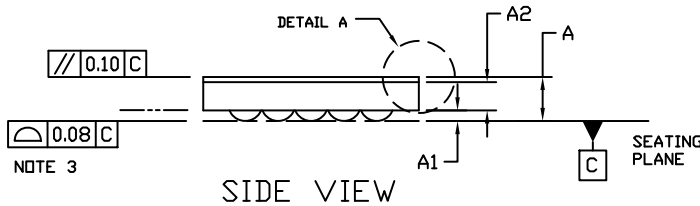


WLCSP8 1.39x1.65x0.40
CASE 567WK
ISSUE B

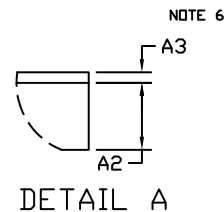
DATE 29 AUG 2018



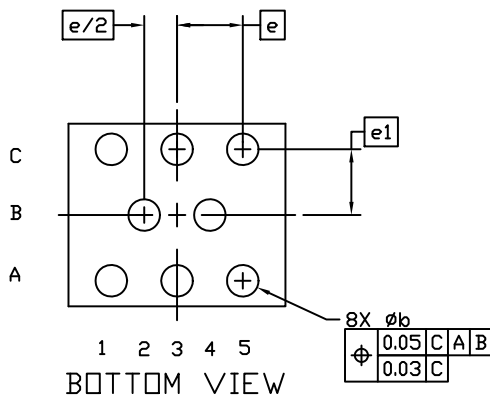
TOP VIEW



SIDE VIEW

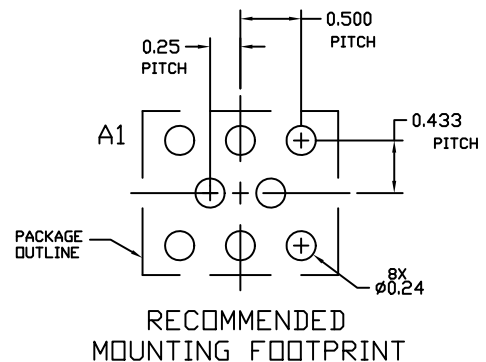


DETAIL A



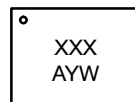
BOTTOM VIEW

DIM	MILLIMETERS		
	MIN.	NOM.	MAX.
A	---	---	0.40
A1	0.06	0.08	0.10
A2	0.270 REF		
A3	0.025 REF		
b	0.22	0.24	0.26
D	1.29	1.39	1.49
E	1.55	1.65	1.75
e	0.500 BSC		
e1	0.433 BSC		



RECOMMENDED
MOUNTING FOOTPRINT

**GENERIC
MARKING DIAGRAM***



XXX = Specific Device Code
A = Assembly Location
Y = Year
W = Work Week

*This information is generic. Please refer to device data sheet for actual part marking. Pb-Free indicator, "G" or microdot "▪", may or may not be present. Some products may not follow the Generic Marking.

DOCUMENT NUMBER:	98AON91039G	Electronic versions are uncontrolled except when accessed directly from the Document Repository. Printed versions are uncontrolled except when stamped "CONTROLLED COPY" in red.
DESCRIPTION:	WLCSP8 1.39x1.65x0.40	PAGE 1 OF 1

onsemi and Onsemi are trademarks of Semiconductor Components Industries, LLC dba onsemi or its subsidiaries in the United States and/or other countries. onsemi reserves the right to make changes without further notice to any products herein. onsemi makes no warranty, representation or guarantee regarding the suitability of its products for any particular purpose, nor does onsemi assume any liability arising out of the application or use of any product or circuit, and specifically disclaims any and all liability, including without limitation special, consequential or incidental damages. onsemi does not convey any license under its patent rights nor the rights of others.