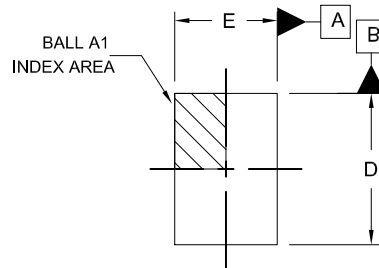
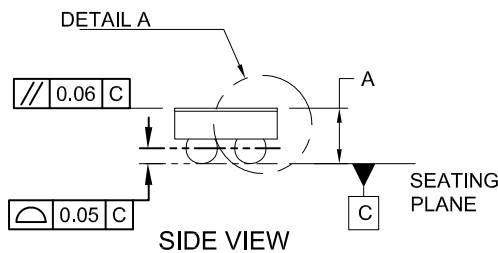

WLCSP6 1.242x0.842x0.457
CASE 567TS
ISSUE A

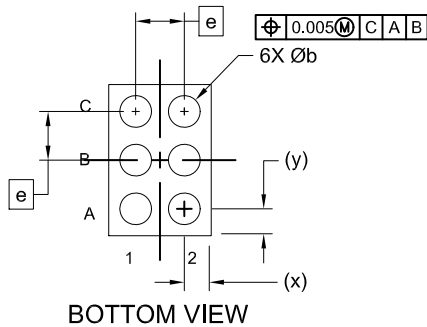
DATE 06 JUN 2019



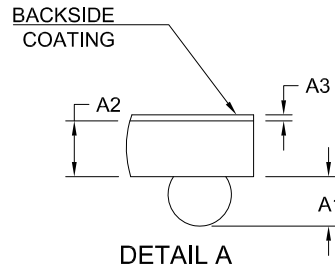
TOP VIEW



SIDE VIEW



BOTTOM VIEW

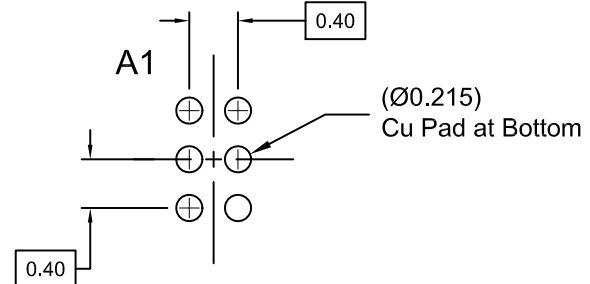


DETAIL A

NOTES:

1. DIMENSIONING AND TOLERANCING PER ASME Y14.5M, 2009.
2. CONTROLLING DIMENSION: MILLIMETERS
3. DATUM C APPLIES TO THE SPHERICAL CROWN OF THE SOLDER BALLS

DIM	MILLIMETERS		
	MIN.	NOM.	MAX.
A	0.419	0.457	0.495
A1	0.183	0.203	0.223
A2	0.214	0.229	0.244
A3	0.022	0.025	0.028
b	0.24	0.26	0.28
D	1.212	1.242	1.272
E	0.812	0.842	0.872
e	0.40 BSC		
x	0.206	0.221	0.236
y	0.206	0.221	0.236


RECOMMENDED MOUNTING FOOTPRINT*
(NSMD PAD TYPE)

* For additional information on our Pb-Free strategy and soldering details, please download the ON Semiconductor Soldering and Mounting Techniques Reference Manual, SOLDERRM/D.

DOCUMENT NUMBER: 98AON13367G

Electronic versions are uncontrolled except when accessed directly from the Document Repository. Printed versions are uncontrolled except when stamped "CONTROLLED COPY" in red.

DESCRIPTION: WLCSP6 1.242x0.842x0.457

PAGE 1 OF 1

onsemi and onsemi are trademarks of Semiconductor Components Industries, LLC dba onsemi or its subsidiaries in the United States and/or other countries. onsemi reserves the right to make changes without further notice to any products herein. onsemi makes no warranty, representation or guarantee regarding the suitability of its products for any particular purpose, nor does onsemi assume any liability arising out of the application or use of any product or circuit, and specifically disclaims any and all liability, including without limitation special, consequential or incidental damages. onsemi does not convey any license under its patent rights nor the rights of others.