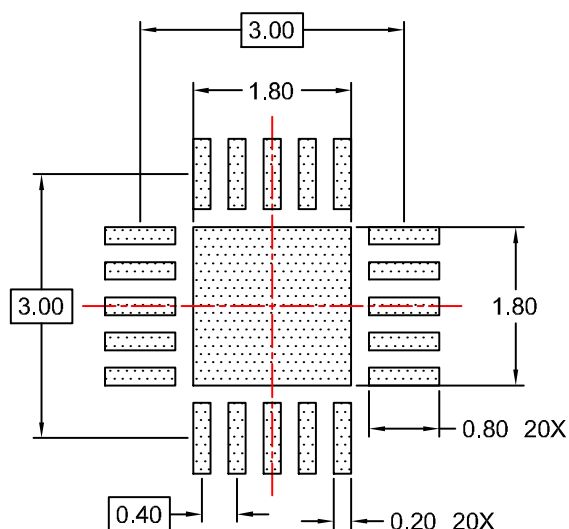
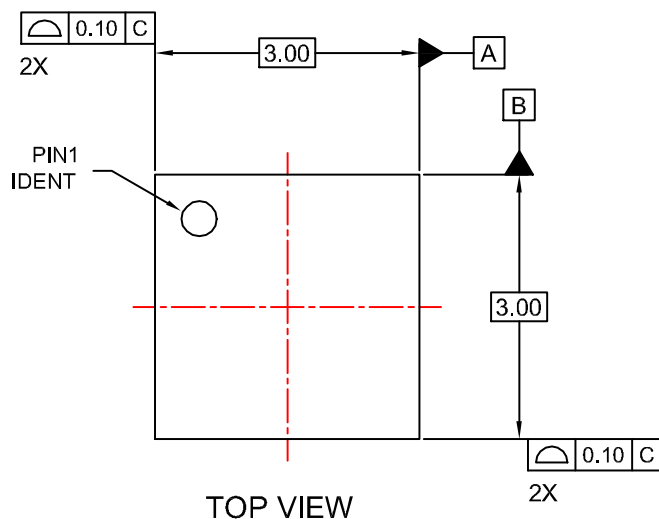
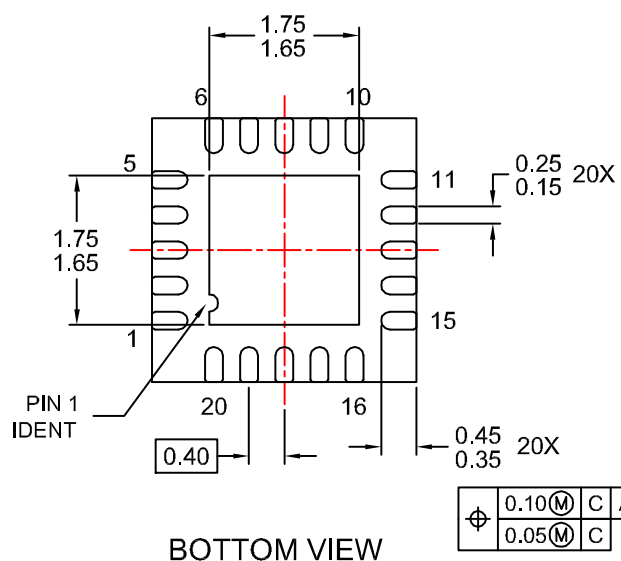
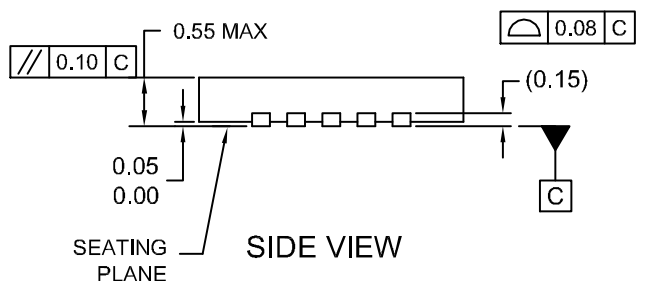


**UQFN20 3x3, 0.4P**  
CASE 523BG  
ISSUE 0

DATE 31 OCT 2016



## RECOMMENDED LAND PATTERN



NOTES:

- A. PACKAGE CONFORMS TO JEDEC MO-248 VARIATION UEEE.
- B. DIMENSIONS ARE IN MILLIMETERS.
- C. DIMENSIONS AND TOLERANCES PER ASME Y14.5M, 1994.
- D. LAND PATTERN RECOMMENDATION IS FROM PCB MATRIX CALCULATOR V2009.

<b>DOCUMENT NUMBER:</b>	<b>98AON13710G</b>	Electronic versions are uncontrolled except when accessed directly from the Document Repository. Printed versions are uncontrolled except when stamped "CONTROLLED COPY" in red.
<b>DESCRIPTION:</b>	<b>UQFN20 3x3, 0.4P</b>	<b>PAGE 1 OF 1</b>

**onsemi** and **onsemi** are trademarks of Semiconductor Components Industries, LLC dba **onsemi** or its subsidiaries in the United States and/or other countries. **onsemi** reserves the right to make changes without further notice to any products herein. **onsemi** makes no warranty, representation or guarantee regarding the suitability of its products for any particular purpose, nor does **onsemi** assume any liability arising out of the application or use of any product or circuit, and specifically disclaims any and all liability, including without limitation special, consequential or incidental damages. **onsemi** does not convey any license under its patent rights nor the rights of others.