


# MECHANICAL CASE OUTLINE

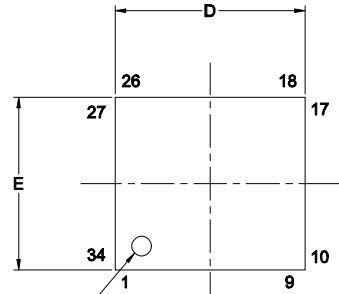
## PACKAGE DIMENSIONS

ON Semiconductor®



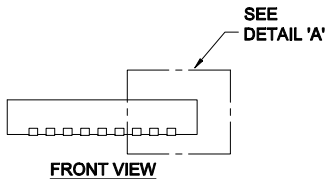
**PQFN34 5X5.5, 0.5P**  
**CASE 483AM**  
**ISSUE A**

DATE 02 JUL 2021



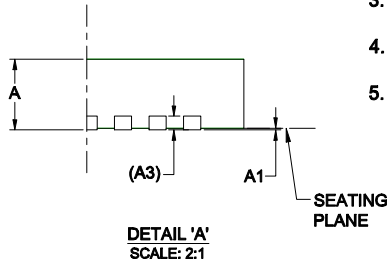
TOP VIEW

PIN#1  
INDICATOR



FRONT VIEW

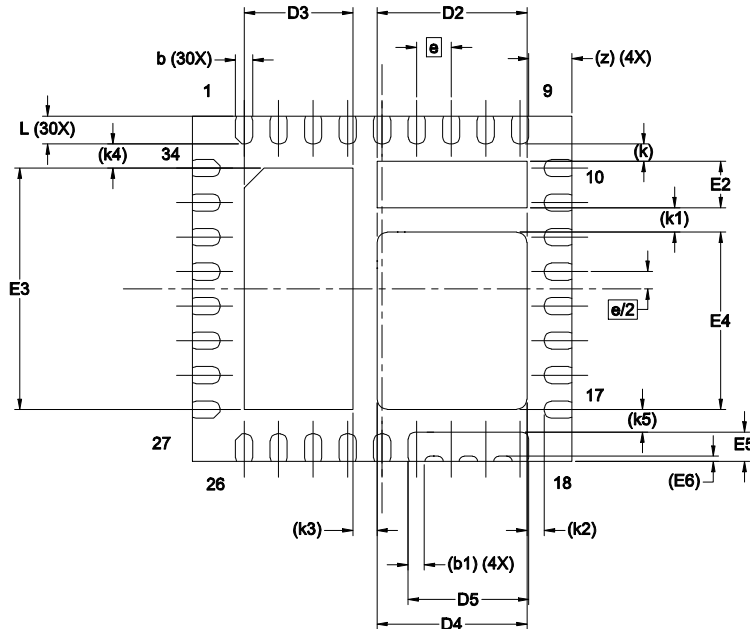
SEE  
DETAIL 'A'



DETAIL 'A'  
SCALE: 2:1

**NOTES:**

1. DIMENSIONING AND TOLERANCING PER ASME Y14.5M, 2009.
2. CONTROLLING DIMENSION: MILLIMETERS
3. COPLANARITY APPLIES TO THE EXPOSED PADS AS WELL AS THE TERMINALS.
4. DIMENSIONS D1 AND E1 DO NOT INCLUDE MOLD FLASH, PROTRUSIONS, OR GATE BURRS.
5. SEATING PLANE IS DEFINED BY THE TERMINALS. "A1" IS DEFINED AS THE DISTANCE FROM THE SEATING PLANE TO THE LOWEST POINT ON THE PACKAGE BODY.



BOTTOM VIEW

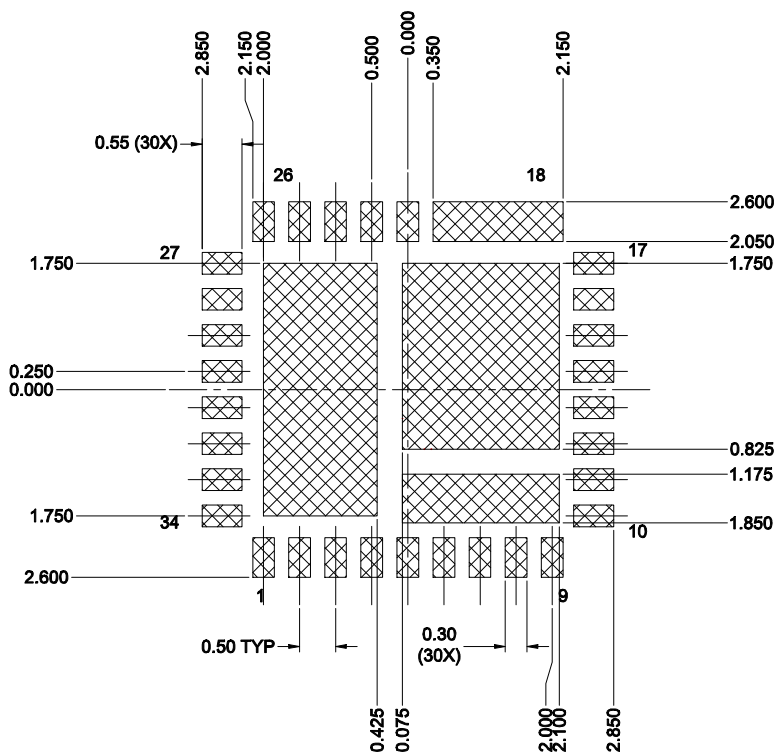
DIM	MILLIMETERS		
	MIN.	NOM.	MAX.
A	0.95	1.05	1.15
A1	0.00	—	0.05
A3	0.20 REF		
b	0.20	0.25	0.30
b1	0.24 REF		
D	5.40	5.50	5.60
D2	2.08	2.18	2.28
D3	1.48	1.58	1.68
D4	2.08	2.18	2.28
D5	1.65	1.75	1.85
E	4.90	5.00	5.10
E2	0.58	0.68	0.78
E3	3.40	3.50	3.60
E4	2.48	2.58	2.68
E5	0.33	0.43	0.53
E6	0.07 REF		
e	0.50 BSC		
e/2	0.25 BSC		
k	0.25 REF		
k1	0.35 REF		
k2	0.25 REF		
k3	0.35 REF		
k4	0.35 REF		
k5	0.33 REF		
L	0.30	0.40	0.50
z	0.63 REF		

DOCUMENT NUMBER:	<b>98AON13662G</b>	Electronic versions are uncontrolled except when accessed directly from the Document Repository. Printed versions are uncontrolled except when stamped "CONTROLLED COPY" in red.
DESCRIPTION:	<b>PQFN34 5X5.5, 0.5P</b>	<b>PAGE 1 OF 2</b>

ON Semiconductor and ON are trademarks of Semiconductor Components Industries, LLC dba ON Semiconductor or its subsidiaries in the United States and/or other countries. ON Semiconductor reserves the right to make changes without further notice to any products herein. ON Semiconductor makes no warranty, representation or guarantee regarding the suitability of its products for any particular purpose, nor does ON Semiconductor assume any liability arising out of the application or use of any product or circuit, and specifically disclaims any and all liability, including without limitation special, consequential or incidental damages. ON Semiconductor does not convey any license under its patent rights nor the rights of others.

**PQFN34 5X5.5, 0.5P**  
**CASE 483AM**  
**ISSUE A**


DATE 02 JUL 2021



**LAND PATTERN**  
**RECOMMENDATION**

**\*FOR ADDITIONAL INFORMATION ON OUR  
 PB-FREE STRATEGY AND SOLDERING  
 DETAILS, PLEASE DOWNLOAD THE ON  
 SEMICONDUCTOR SOLDERING AND  
 MOUNTING TECHNIQUES REFERENCE  
 MANUAL, SOLDERM/D.**

<b>DOCUMENT NUMBER:</b>	<b>98AON13662G</b>	Electronic versions are uncontrolled except when accessed directly from the Document Repository. Printed versions are uncontrolled except when stamped "CONTROLLED COPY" in red.
<b>DESCRIPTION:</b>	<b>PQFN34 5X5.5, 0.5P</b>	<b>PAGE 2 OF 2</b>

ON Semiconductor and  are trademarks of Semiconductor Components Industries, LLC dba ON Semiconductor or its subsidiaries in the United States and/or other countries. ON Semiconductor reserves the right to make changes without further notice to any products herein. ON Semiconductor makes no warranty, representation or guarantee regarding the suitability of its products for any particular purpose, nor does ON Semiconductor assume any liability arising out of the application or use of any product or circuit, and specifically disclaims any and all liability, including without limitation special, consequential or incidental damages. ON Semiconductor does not convey any license under its patent rights nor the rights of others.