

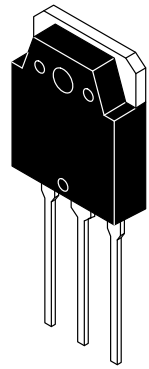
MECHANICAL CASE OUTLINE PACKAGE DIMENSIONS

ON Semiconductor®

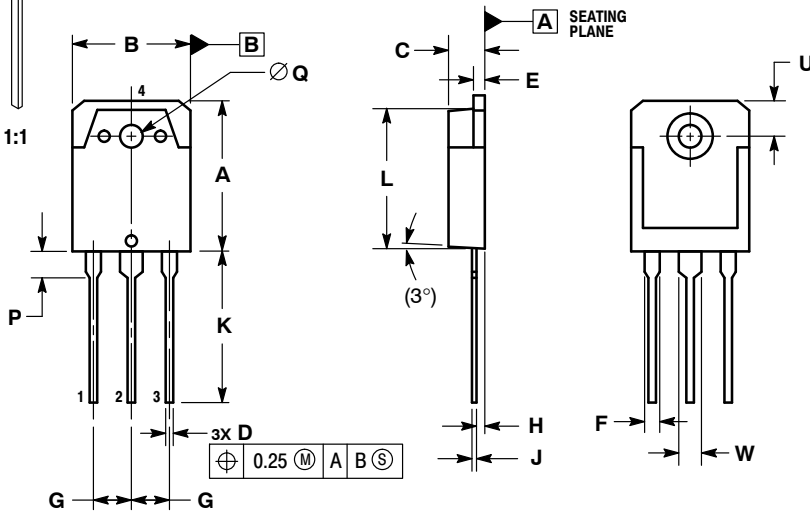


TO-3P-3LD CASE 340AB-01 ISSUE A

DATE 30 OCT 2007



SCALE 1:1



NOTES:

1. DIMENSIONING AND TOLERANCING PER ASME Y14.5M, 1994.
2. CONTROLLING DIMENSION: MILLIMETERS
3. DIMENSION b APPLIES TO PLATED TERMINAL AND IS MEASURED BETWEEN 0.15 AND 0.30mm FROM THE TERMINAL TIP.
4. DIMENSION A AND B DO NOT INCLUDE MOLD FLASH, PROTRUSIONS, OR GATE BURRS.

| DIM | MILLIMETERS | | |
|-----|-------------|-------|-------|
| | MIN | NOM | MAX |
| A | 19.70 | 19.90 | 20.10 |
| B | 15.40 | 15.60 | 15.80 |
| C | 4.60 | 4.80 | 5.00 |
| D | 0.80 | 1.00 | 1.20 |
| E | 1.45 | 1.50 | 1.65 |
| F | 1.80 | 2.00 | 2.20 |
| G | 5.45 BSC | | |
| H | 1.20 | 1.40 | 1.60 |
| J | 0.55 | 0.60 | 0.75 |
| K | 19.80 | 20.00 | 20.20 |
| L | 18.50 | 18.70 | 18.90 |
| P | 3.30 | 3.50 | 3.70 |
| Q | 3.10 | 3.20 | 3.50 |
| U | 5.00 REF | | |
| W | 2.80 | 3.00 | 3.20 |

STYLE 1:

- PIN 1. BASE
- 2. COLLECTOR
- 3. EMITTER
- 4. COLLECTOR

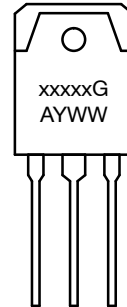
STYLE 2:

- PIN 1. ANODE
- 2. CATHODE
- 3. ANODE
- 4. CATHODE

STYLE 3:

- PIN 1. GATE
- 2. DRAIN
- 3. SOURCE
- 4. DRAIN

GENERIC MARKING DIAGRAM*



- xxxxx = Specific Device Code
- G = Pb-Free Package
- A = Assembly Location
- Y = Year
- WW = Work Week

*This information is generic. Please refer to device data sheet for actual part marking. Pb-Free indicator, "G", may or not be present.

| | | |
|-------------------------|--------------------|--|
| DOCUMENT NUMBER: | 98AON25095D | Electronic versions are uncontrolled except when accessed directly from the Document Repository. Printed versions are uncontrolled except when stamped "CONTROLLED COPY" in red. |
| DESCRIPTION: | TO-3P-3LD | PAGE 1 OF 1 |

ON Semiconductor and are trademarks of Semiconductor Components Industries, LLC dba ON Semiconductor or its subsidiaries in the United States and/or other countries. ON Semiconductor reserves the right to make changes without further notice to any products herein. ON Semiconductor makes no warranty, representation or guarantee regarding the suitability of its products for any particular purpose, nor does ON Semiconductor assume any liability arising out of the application or use of any product or circuit, and specifically disclaims any and all liability, including without limitation special, consequential or incidental damages. ON Semiconductor does not convey any license under its patent rights nor the rights of others.