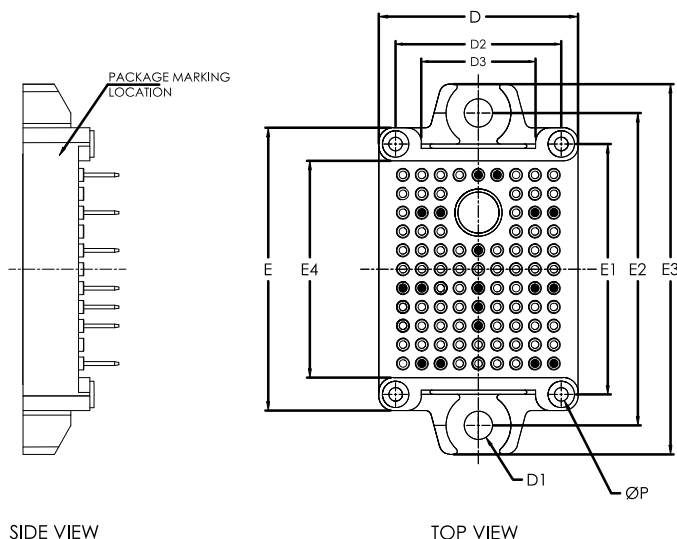


PIM18 33.80x42.50x12.00 E1B HALF BRIDGE (SOLDER PIN)
CASE 180DE
ISSUE O

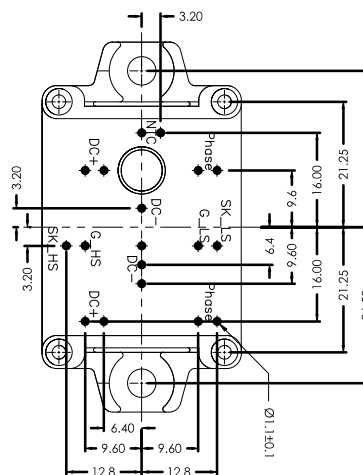
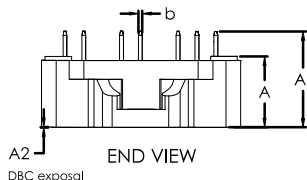
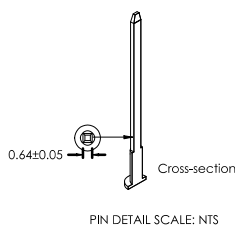
DATE 21 MAR 2025

NOTES:

- 1.CONTROLLING DIMENSION: MILLIMETERS
2. PIN POSITION TOLERANCIS $\pm 0.40\text{mm}$



DIM	MILLIMETERS		
	MIN	NOM	MAX
A	11.65	12.00	12.35
A1	15.75	16.25	16.75
A2	0.15	0.50	0.85
b	0.59	0.64	0.69
D	33.50	33.80	34.10
D1	Ø4.7	Ø4.8	Ø4.9
D2	27.90	28.10	28.30
D3	19.20	19.40	19.60
E	47.70	48.00	48.30
E1	42.30	42.50	42.70
E2	52.90	53.00	53.10
E3	62.30	62.80	63.30
E4	36.60	36.80	37.00
P	Ø2.2	Ø2.3	Ø2.4



DOCUMENT NUMBER:	98AON67237H	Electronic versions are uncontrolled except when accessed directly from the Document Repository. Printed versions are uncontrolled except when stamped "CONTROLLED COPY" in red.
DESCRIPTION:	PIM18 33.80x42.50x12.00 E1B HALF BRIDGE (SOLDER PIN)	PAGE 1 OF 1

onsemi and onsemi are trademarks of Semiconductor Components Industries, LLC dba onsemi or its subsidiaries in the United States and/or other countries. onsemi reserves the right to make changes without further notice to any products herein. onsemi makes no warranty, representation or guarantee regarding the suitability of its products for any particular purpose, nor does onsemi assume any liability arising out of the application or use of any product or circuit, and specifically disclaims any and all liability, including without limitation special, consequential or incidental damages. onsemi does not convey any license under its patent rights nor the rights of others.