

QTM942-DS2-GEVK Evaluation Board User's Manual

Introduction

QTM942-DS2-GEVK is RGMII hardware reference module for Quantenna® QT3940BD chipset. This module can be integrated with different Residential GW SoCs to provide up to 1.7 Gbps PHY/Data Link Speed in 80 MHz mode in receive direction. It consists of one 11ac digital baseband chip and one 4 chain 5 GHz/2.4 GHz RFIC with Skyworks SKY85809 + SKY85811 dual-band FEM.

Description

The QT3940BD chipset is the industry's highest performance 2x4 802.11ac client solution for best coverage. Each FEM can be configured as 5 GHz or 2.4 GHz. QHS942-DS2-GEVK has single RGMII port, which supports 1 Gbps/100 Mbps/10 Mbps.

I/O Interfaces and Features

- 2x4 MIMO Configuration
- Digital Transmit Beamforming: Explicit and Blind (Implicit)
- Advanced MIMO Features STBC and Channel State Aware Link Management for Sustained Link Robustness
- Embedded Aggregation, De-aggregation, and Packet Re-ordering
- MU-MIMO Support for Two Users
- Expanded Support for 128 Users
- LDPC Support
- Works with Quantenna RFIC QT2518B and QT6020B
- DDR2/DDR3 Memory Support
- PCIe Gen2.0 with Embedded DMA
- Two RGMII/MII Interfaces
- Standards: 802.11ac/n/a
802.11i (WEP, WPA/WPA2, RADIUS)
802.11d
802.11e (WMM, WMM-PS)
802.11w
802.11h
802.11k
- Operating Frequencies: 4.9–5.85 GHz
- Maximum Data Rate (per Stream) – Rates are for 256 QAM Operation
 - ♦ 80 MHz: 1.7 Gbps
 - ♦ 40 MHz: 800 Mbps
 - ♦ 20 MHz: 346.8 Mbps



ON Semiconductor®

www.onsemi.com

EVAL BOARD USER'S MANUAL




Figure 1. QTM942-DS2-GEVK Photo




Figure 2. QTM942-DS2-GEVK Description

APPLICATIONS INFORMATION

Power Configuration

QTM942-DS2-GEVK is designed to be powered from mPCIe gold finger. When the board is powered on, the power LED will be steady green.

RGMII Port

RGMII supports 1 Gbps/100 Mbps/10 Mbps UTP speed.

UART Header

The UART header is used to connect serial port for debug purpose.

Table 1. SERIAL PORT SETTING

Baud Rate	115200
Data	8 bit
Parity	None
Stop	1 bit
Flow Control	None

Boot Mode Switch

Boot mode switch controls serial port mode.

Table 2. BOOT MODE SWITCH DEFINITION

State	Definition
00	bootm
10	SPI-0 (Default)




Figure 3. Default Setting (SPI-0)




Figure 4. Bootm Setting

BOARD POWER UP

Console Display When QTM942-DS2-GEVK Successfully Boots Up

When QTM942-DS2-GEVK successfully boots up, it will show “quantenna #”.

```
COM14 - Tera Term VT
File Edit Setup Control Window Help
[ 24.555000] MAC address 1: 00:00:00:00:00:00
[ 24.560000] Recommended U-Boot: v37.4.0.136
Carrier ID 0, uboot update flag 0
MU-MIMO is not supported on this device
PTA disabled
'monitor_temperature' is not enabled/set
MMIO service started
/scripts/cndloop starting /sbin/qharvestd, at 00:00:26 up 0 min, load average: 0
.48. 0.11. 0.03
Jan 1 00:00:26 qharvestd[1128]: qharvestd[notice]: qharvestd v1.31 started
Jan 1 00:00:26 qharvestd[1128]: qharvestd[error]: client-id: not set or not num
eric
DHCP client disabled
Starting httpd
starting pid 1146, tty '/dev/console': '/bin/sh -l'

BusyBox v1.10.3 (2018-02-28 23:18:42 PST) built-in shell (ash)
Enter 'help' for a list of built-in commands.

quantenna #
```

Figure 5. QTM942-DS2-GEVK Successfully Boots Up

Web GUI

QTM942-DS2-GEVK default IP address is 192.168.1.200.

```
COM14 - Tera Term VT
File Edit Setup Control Window Help

quantenna # ifconfig
br0:
Link encap:Ethernet HWaddr 00:26:86:F0:D0:5D
inet addr:192.168.1.200 Bcast:192.168.1.255 Mask:255.255.255.0
inet6 addr: fe80::206:86ff:fe48:1d56/64 Scope:Link
UP BROADCAST RUNNING MULTICAST MTU:1500 Metric:1
RX packets:0 errors:0 dropped:0 overruns:0 frame:0
TX packets:6 errors:0 dropped:0 overruns:0 carrier:0
collisions:0 txqueuelen:0
RX bytes:0 (0.0 B) TX bytes:468 (468.0 B)

eth1_0:
Link encap:Ethernet HWaddr 00:26:86:F0:D0:5D
UP BROADCAST PROMISC MULTICAST MTU:1500 Metric:1
RX packets:0 errors:0 dropped:0 overruns:0 frame:0
TX packets:2 errors:0 dropped:0 overruns:0 carrier:0
collisions:0 txqueuelen:0
RX bytes:0 (0.0 B) TX bytes:156 (156.0 B)
Interrupt:20

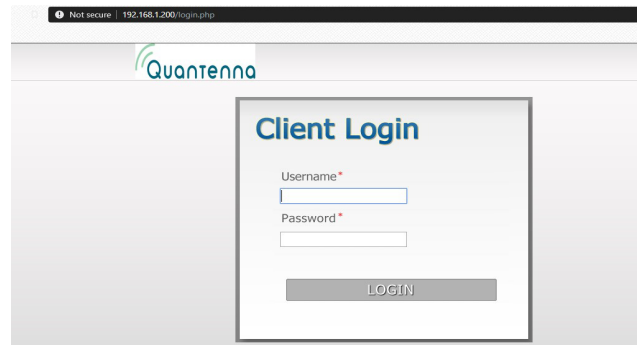
eth1_1:
Link encap:Ethernet HWaddr 00:26:86:F0:D0:5D
UP BROADCAST PROMISC MULTICAST MTU:1500 Metric:1
RX packets:0 errors:0 dropped:0 overruns:0 frame:0
TX packets:0 errors:0 dropped:0 overruns:0 carrier:0
collisions:0 txqueuelen:0
RX bytes:0 (0.0 B) TX bytes:0 (0.0 B)
Interrupt:19

lo:
Link encap:Local Loopback
inet addr:127.0.0.1 Mask:255.0.0.0
inet6 addr: ::1/128 Scope:Host
UP LOOPBACK RUNNING MTU:16436 Metric:1
RX packets:0 errors:0 dropped:0 overruns:0 frame:0
TX packets:0 errors:0 dropped:0 overruns:0 carrier:0
collisions:0 txqueuelen:0
RX bytes:0 (0.0 B) TX bytes:0 (0.0 B)

wifio:
Link encap:Ethernet HWaddr 00:26:86:F0:D0:9A
UP BROADCAST PROMISC MULTICAST MTU:1500 Metric:1
RX packets:0 errors:0 dropped:0 overruns:0 frame:0
TX packets:0 errors:0 dropped:0 overruns:0 carrier:0
collisions:0 txqueuelen:1024
RX bytes:0 (0.0 B) TX bytes:0 (0.0 B)

quantenna #
```

Figure 6. Default IP Address



Web GUI username: super
password: super

Figure 7. Web GUI Username and Password

Telnet

QTP942-DS2-GEVK could also be accessed through telnet. Use board IP address and the login username is “root”.

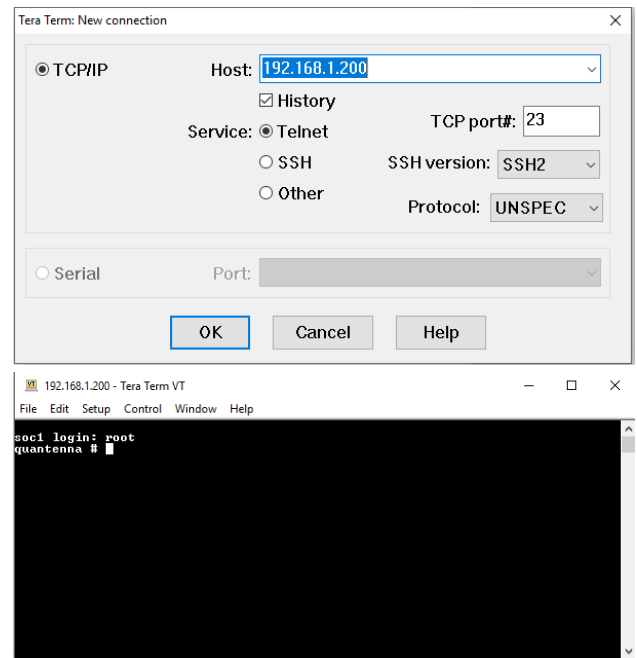


Figure 8. Access Through Telnet

Quantenna is a registered trademark of Semiconductor Components Industries, LLC (SCILLC) or its subsidiaries in the United States and/or other countries.

onsemi, **onsemi**, and other names, marks, and brands are registered and/or common law trademarks of Semiconductor Components Industries, LLC dba "**onsemi**" or its affiliates and/or subsidiaries in the United States and/or other countries. **onsemi** owns the rights to a number of patents, trademarks, copyrights, trade secrets, and other intellectual property. A listing of **onsemi**'s product/patent coverage may be accessed at www.onsemi.com/site/pdf/Patent-Marking.pdf. **onsemi** is an Equal Opportunity/Affirmative Action Employer. This literature is subject to all applicable copyright laws and is not for resale in any manner.

The evaluation board/kit (research and development board/kit) (hereinafter the "board") is not a finished product and is not available for sale to consumers. The board is only intended for research, development, demonstration and evaluation purposes and will only be used in laboratory/development areas by persons with an engineering/technical training and familiar with the risks associated with handling electrical/mechanical components, systems and subsystems. This person assumes full responsibility/liability for proper and safe handling. Any other use, resale or redistribution for any other purpose is strictly prohibited.

THE BOARD IS PROVIDED BY ONSEMI TO YOU "AS IS" AND WITHOUT ANY REPRESENTATIONS OR WARRANTIES WHATSOEVER. WITHOUT LIMITING THE FOREGOING, ONSEMI (AND ITS LICENSORS/SUPPLIERS) HEREBY DISCLAIMS ANY AND ALL REPRESENTATIONS AND WARRANTIES IN RELATION TO THE BOARD, ANY MODIFICATIONS, OR THIS AGREEMENT, WHETHER EXPRESS, IMPLIED, STATUTORY OR OTHERWISE, INCLUDING WITHOUT LIMITATION ANY AND ALL REPRESENTATIONS AND WARRANTIES OF MERCHANTABILITY, FITNESS FOR A PARTICULAR PURPOSE, TITLE, NON-INFRINGEMENT, AND THOSE ARISING FROM A COURSE OF DEALING, TRADE USAGE, TRADE CUSTOM OR TRADE PRACTICE.

onsemi reserves the right to make changes without further notice to any board.

You are responsible for determining whether the board will be suitable for your intended use or application or will achieve your intended results. Prior to using or distributing any systems that have been evaluated, designed or tested using the board, you agree to test and validate your design to confirm the functionality for your application. Any technical, applications or design information or advice, quality characterization, reliability data or other services provided by **onsemi** shall not constitute any representation or warranty by **onsemi**, and no additional obligations or liabilities shall arise from **onsemi** having provided such information or services.

onsemi products including the boards are not designed, intended, or authorized for use in life support systems, or any FDA Class 3 medical devices or medical devices with a similar or equivalent classification in a foreign jurisdiction, or any devices intended for implantation in the human body. You agree to indemnify, defend and hold harmless **onsemi**, its directors, officers, employees, representatives, agents, subsidiaries, affiliates, distributors, and assigns, against any and all liabilities, losses, costs, damages, judgments, and expenses, arising out of any claim, demand, investigation, lawsuit, regulatory action or cause of action arising out of or associated with any unauthorized use, even if such claim alleges that **onsemi** was negligent regarding the design or manufacture of any products and/or the board.

This evaluation board/kit does not fall within the scope of the European Union directives regarding electromagnetic compatibility, restricted substances (RoHS), recycling (WEEE), FCC, CE or UL, and may not meet the technical requirements of these or other related directives.

FCC WARNING – This evaluation board/kit is intended for use for engineering development, demonstration, or evaluation purposes only and is not considered by **onsemi** to be a finished end product fit for general consumer use. It may generate, use, or radiate radio frequency energy and has not been tested for compliance with the limits of computing devices pursuant to part 15 of FCC rules, which are designed to provide reasonable protection against radio frequency interference. Operation of this equipment may cause interference with radio communications, in which case the user shall be responsible, at its expense, to take whatever measures may be required to correct this interference.

onsemi does not convey any license under its patent rights nor the rights of others.

LIMITATIONS OF LIABILITY: **onsemi** shall not be liable for any special, consequential, incidental, indirect or punitive damages, including, but not limited to the costs of requalification, delay, loss of profits or goodwill, arising out of or in connection with the board, even if **onsemi** is advised of the possibility of such damages. In no event shall **onsemi**'s aggregate liability from any obligation arising out of or in connection with the board, under any theory of liability, exceed the purchase price paid for the board, if any.

The board is provided to you subject to the license and other terms per **onsemi**'s standard terms and conditions of sale. For more information and documentation, please visit www.onsemi.com.

ADDITIONAL INFORMATION

TECHNICAL PUBLICATIONS:

Technical Library: www.onsemi.com/design/resources/technical-documentation
onsemi Website: www.onsemi.com

ONLINE SUPPORT: www.onsemi.com/support

For additional information, please contact your local Sales Representative at www.onsemi.com/support/sales