

Thank you for your interest in **onsemi** products.
Your technical document begins on the following pages.



Your Feedback is Important to Us!

Please take a moment to participate in our short survey.
At **onsemi**, we are dedicated to delivering technical content that best meets your needs.

[Help Us Improve – Take the Survey](#)

This survey is intended to collect your feedback, capture any issues you may encounter, and to provide improvements you would like to suggest.

We look forward to your feedback.

To learn more about **onsemi**, please visit our website at
www.onsemi.com

onsemi and **onsemi** and other names, marks, and brands are registered and/or common law trademarks of Semiconductor Components Industries, LLC dba "**onsemi**" or its affiliates and/or subsidiaries in the United States and/or other countries. **onsemi** owns the rights to a number of patents, trademarks, copyrights, trade secrets, and other intellectual property. A listing of **onsemi** product/patent coverage may be accessed at www.onsemi.com/site/pdf/Patent-Marking.pdf. **onsemi** reserves the right to make changes at any time to any products or information herein, without notice. The information herein is provided "as-is" and **onsemi** makes no warranty, representation or guarantee regarding the accuracy of the information, product features, availability, functionality, or suitability of its products for any particular purpose, nor does **onsemi** assume any liability arising out of the application or use of any product or circuit, and specifically disclaims any and all liability, including without limitation special, consequential or incidental damages. Buyer is responsible for its products and applications using **onsemi** products, including compliance with all laws, regulations and safety requirements or standards, regardless of any support or applications information provided by **onsemi**. "Typical" parameters which may be provided in **onsemi** data sheets and/or specifications can and do vary in different applications and actual performance may vary over time. All operating parameters, including "Typicals" must be validated for each customer application by customer's technical experts. **onsemi** does not convey any license under any of its intellectual property rights nor the rights of others. **onsemi** products are not designed, intended, or authorized for use as a critical component in life support systems or any FDA Class 3 medical devices or medical devices with a same or similar classification in a foreign jurisdiction or any devices intended for implantation in the human body. Should Buyer purchase or use **onsemi** products for any such unintended or unauthorized application, Buyer shall indemnify and hold **onsemi** and its officers, employees, subsidiaries, affiliates, and distributors harmless against all claims, costs, damages, and expenses, and reasonable attorney fees arising out of, directly or indirectly, any claim of personal injury or death associated with such unintended or unauthorized use, even if such claim alleges that **onsemi** was negligent regarding the design or manufacture of the part. **onsemi** is an Equal Opportunity/Affirmative Action Employer. This literature is subject to all applicable copyright laws and is not for resale in any manner. Other names and brands may be claimed as the property of others.

XGS 16000 Global Shutter CMOS Image Sensor

XGS Family

Description

The XGS CMOS image sensor family provides high resolution, high performance global shutter image capture. This is a 16 MP 1.1 inch resolution variant that is hardware compatible to the XGS 12000 and lower XGS resolutions. The 21.5 mm x 19.5 mm package makes this sensor particularly suited for integration in 29 mm x 29 mm camera formats. The high speed, 12-bit output maximally leverages interfaces such as USB 3.2, Thunderbolt™ 2 and 10 GigE.

Image data is read out through a column ADC architecture and then transferred over a HiSPi interface. On-chip logic, programmable via the serial interface, generates internal timing for integration and readout control. Up to three register configurations can be programmed and sequentially enabled (frame by frame) using a single command over the control interface.

Table 1. KEY PERFORMANCE PARAMETERS

Parameter	Typical Value	
Optical Format	XGS 16000	1.1 inch (18.1 mm Diagonal)
Active Pixels	XGS 16000	4000 (H) x 4000 (V)
Pixel Size	3.2 μm	
Color Filter Array	Monochrome, Bayer	
Shutter Type	Global Shutter	
Input Clock	32.4 MHz	
Output Interface	HiSPi (24 Lanes – 777.6 Mbps/lane)	
Frame Rate (12-bit)	24 Lanes (–X1)	
	XGS 16000	69 fps
	12 Lanes (–X2)	
	XGS 16000	43 fps
	6 Lanes (–X3)	
	XGS 16000	21 fps
Read Noise	4 e ⁻ (1x), 1.9 e ⁻ (4x)	
SNR _{MAX}	40 dB	
Dynamic Range	68 dB	
Supply Voltages	1.2 V, 2.8 V, 3 V (0.4 V, 1.8 V Optional)	
Power Consumption	1 W (Full Speed, Full Resolution)	
Operating Temp.	–40°C to 85°C (Junction)	
Package	163-pin iLGA (Inspectable Land Grid Array)	

ORDERING INFORMATION

See detailed ordering and shipping information on page 2 of this data sheet.

Non-NDA Data Sheet

Interested in what you see? If you would like more detailed information, please request the full version of our data sheet.

[Request Full Data Sheet](#)

Features

- On-chip 12-bit Column ADCs
- 10-bit Mode with Increased Frame Rate of 76 fps (24-lane) at Full Resolution
- Companding and 10-Bit Mode at 52 fps (12-lane) and 26 fps (6-lane)
- Dual Gain Mode with 74.5 dB Dynamic Range (T_J = 40°C) at Half Frame Rate
- Data Interface: 24-lane HiSPi (Scalable Low-Voltage Signaling)
- Configurable Number of HiSPi Lanes: 24, 18, 12 or 6 Lanes
- Two-Wire (I²C) and Four-Wire (SPI) Serial Interface
- Triggered Integration and Readout Control
- Programmable Control for up to 64 Regions of Interest (ROI)
- Context Switching
- These Devices are Pb-Free, Halogen Free/BFR Free and are RoHS Compliant

Applications

- Machine Vision
- Security
- Intelligent Transportation Systems (ITS)
- Broadcasting
- Medical
- Scientific

XGS Family

ORDERING INFORMATION

Table 2. ORDERABLE PART NUMBERS (Notes 1, 2)

Part Number	Product Description			Speed Grade	Resolution (H x V)
NOIX1SE016KB-LTI	16 MP	Color	Production Device	24 lanes	4000 x 4000
NOIX1SN016KB-LTI	16 MP	Mono	Production Device		
NOIX2SE016KB-LTI	16 MP	Color	Production Device	12 lanes	
NOIX2SN016KB-LTI	16 MP	Mono	Production Device		
NOIX3SE016KB-LTI	16 MP	Color	Production Device	6 lanes	
NOIX3SN016KB-LTI	16 MP	Mono	Production Device		

1. See the **onsemi** Device Nomenclature document (TND310/D) for a full description of the naming convention used for image sensors. For reference documentation, including information on evaluation kits, please visit our web site at www.onsemi.com.
2. All devices listed in Table 2 are equipped with microlenses and optimized for a 0° Chief Ray Angle (zero-shift placement).

Table 3. ORDERING INFORMATION EVALUATION KITS

Part Number	Product Description	Additional Information
NOIX1SN016KBLFB-GEVB	Sensor Headboard (16 MP, Mono, 24-Lane)	Demo Kit Headboard (incl. NOIX1SN016KB-LTI) (Note 3)
NOIX1SE016KBLFB-GEVB	Sensor Headboard (16 MP, Color, 24-Lane)	Demo Kit Headboard (incl. NOIX1SE016KB-LTI) (Note 3)
AGBAN6CS-GEVK	Frame Buffer Demo Board	AP21088 including Power Adapter
AGB1N0CS-GEVK	Demo 3 Board	FPGA Base Board including USB Cable and Tripod

3. Sensors are soldered to the headboard.

XGS Family

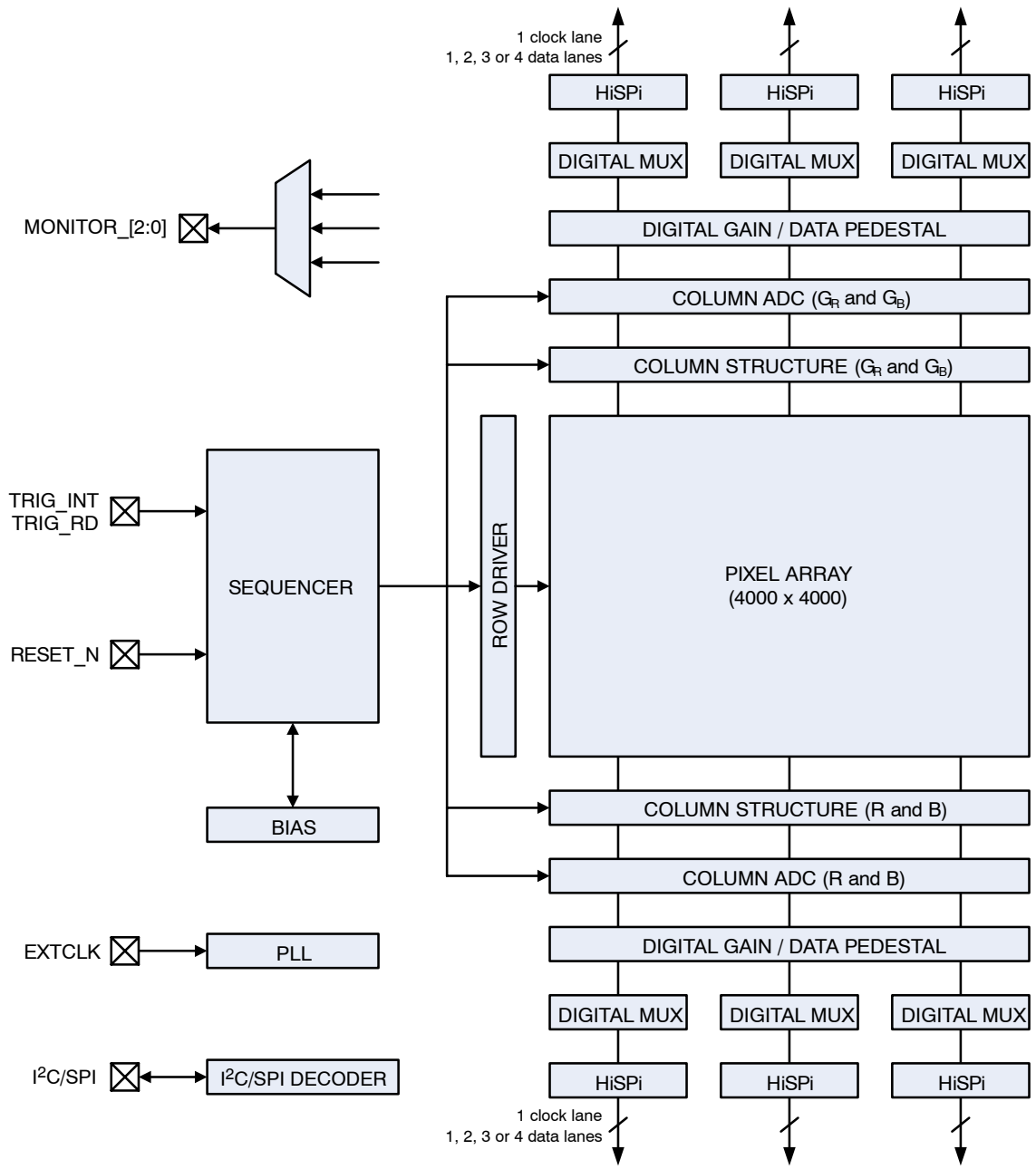
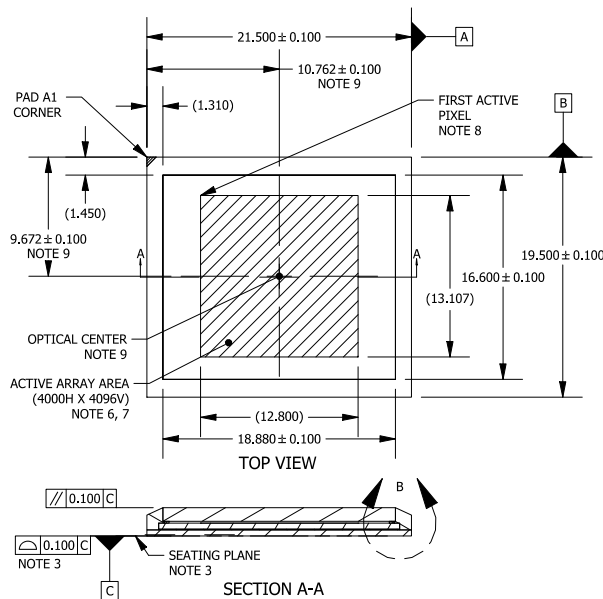


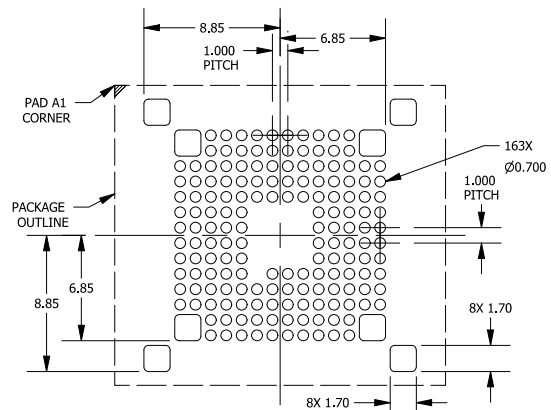
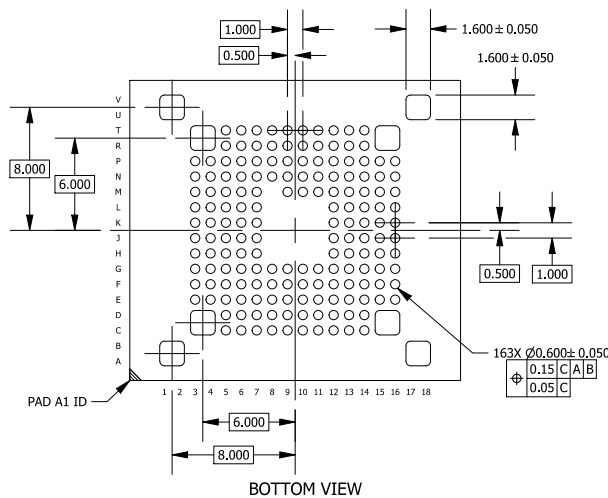
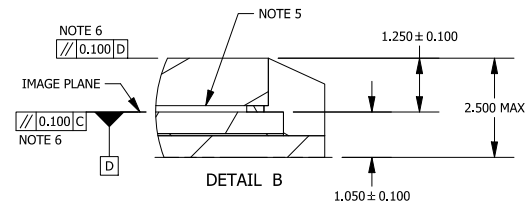
Figure 1. Functional Block Diagram (XGS 16000)

ILGA163 21.5x19.5, 1P
CASE 710AA
ISSUE C

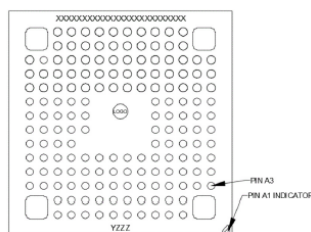
DATE 08 JUL 2020



- NOTES
1. DIMENSIONING AND TOLERANCING PER ASME Y14.5M, 1994.
 2. CONTROLLING DIMENSION: MILLIMETERS [mm].
 3. COPLANARITY APPLIES TO THE PLATED LAND PADS.
 4. GLASS: 1.100 THICKNESS; REFRACTIVE INDEX = 1.52.
 5. AIR GAP BETWEEN GLASS AND PIXEL ARRAY: 0.150 THICKNESS.
 6. PARALLELISM APPLIES ONLY TO THE ACTIVE ARRAY.
 7. MAXIMUM ROTATION OF ACTIVE ARRAY RELATIVE TO DATUMS A AND B IS ± 1°.
 8. REFER TO THE DEVICE DATA SHEET FOR TOTAL PIXEL ARRAY DEFINITIONS.
 9. OPTICAL CENTER RELATIVE TO PACKAGE CENTER (X, Y) = (0.012, 0.078).
 10. PACKAGE CENTER X Y = 0.000 0.000 .



GENERIC
MARKING DIAGRAM*



XXXX = Specific Device Code
Y = Year
ZZZ = Assembly Lot Code

*This information is generic. Please refer to device data sheet for actual part marking. Pb-Free indicator, "G" or microdot "•", may or may not be present. Some products may not follow the Generic Marking.

DOCUMENT NUMBER:	98AON06577H	Electronic versions are uncontrolled except when accessed directly from the Document Repository. Printed versions are uncontrolled except when stamped "CONTROLLED COPY" in red.
DESCRIPTION:	ILGA163 21.5x19.5, 1P	PAGE 1 OF 1

onsemi and ONSEMI are trademarks of Semiconductor Components Industries, LLC dba onsemi or its subsidiaries in the United States and/or other countries. onsemi reserves the right to make changes without further notice to any products herein. onsemi makes no warranty, representation or guarantee regarding the suitability of its products for any particular purpose, nor does onsemi assume any liability arising out of the application or use of any product or circuit, and specifically disclaims any and all liability, including without limitation special, consequential or incidental damages. onsemi does not convey any license under its patent rights nor the rights of others.

onsemi, **Onsemi**, and other names, marks, and brands are registered and/or common law trademarks of Semiconductor Components Industries, LLC dba "**onsemi**" or its affiliates and/or subsidiaries in the United States and/or other countries. **onsemi** owns the rights to a number of patents, trademarks, copyrights, trade secrets, and other intellectual property. A listing of **onsemi**'s product/patent coverage may be accessed at www.onsemi.com/site/pdf/Patent-Marking.pdf. **onsemi** reserves the right to make changes at any time to any products or information herein, without notice. The information herein is provided "as-is" and **onsemi** makes no warranty, representation or guarantee regarding the accuracy of the information, product features, availability, functionality, or suitability of its products for any particular purpose, nor does **onsemi** assume any liability arising out of the application or use of any product or circuit, and specifically disclaims any and all liability, including without limitation special, consequential or incidental damages. Buyer is responsible for its products and applications using **onsemi** products, including compliance with all laws, regulations and safety requirements or standards, regardless of any support or applications information provided by **onsemi**. "Typical" parameters which may be provided in **onsemi** data sheets and/or specifications can and do vary in different applications and actual performance may vary over time. All operating parameters, including "Typicals" must be validated for each customer application by customer's technical experts. **onsemi** does not convey any license under any of its intellectual property rights nor the rights of others. **onsemi** products are not designed, intended, or authorized for use as a critical component in life support systems or any FDA Class 3 medical devices or medical devices with a same or similar classification in a foreign jurisdiction or any devices intended for implantation in the human body. Should Buyer purchase or use **onsemi** products for any such unintended or unauthorized application, Buyer shall indemnify and hold **onsemi** and its officers, employees, subsidiaries, affiliates, and distributors harmless against all claims, costs, damages, and expenses, and reasonable attorney fees arising out of, directly or indirectly, any claim of personal injury or death associated with such unintended or unauthorized use, even if such claim alleges that **onsemi** was negligent regarding the design or manufacture of the part. **onsemi** is an Equal Opportunity/Affirmative Action Employer. This literature is subject to all applicable copyright laws and is not for resale in any manner.

ADDITIONAL INFORMATION

TECHNICAL PUBLICATIONS:

Technical Library: www.onsemi.com/design/resources/technical-documentation
onsemi Website: www.onsemi.com

ONLINE SUPPORT: www.onsemi.com/support

For additional information, please contact your local Sales Representative at www.onsemi.com/support/sales