

Silicon Carbide (SiC) Schottky Diode – EliteSiC, 20 A, 1200 V, D1, Die

PCFFS20120AF

Description

SiC Schottky Diode has no switching loss, provides improved system efficiency against Si diodes by utilizing new semiconductor material – Silicon Carbide, enables higher operating frequency, and helps increasing power density and reduction of system size/cost. Its high reliability ensures robust operation during surge or over-voltage conditions.

Features

- Max Junction Temperature 175°C
- Avalanche Rated 200 mJ
- High Surge Current Capacity
- Positive Temperature Coefficient
- Ease of Paralleling
- No Reverse Recovery / No Forward Recovery

Applications

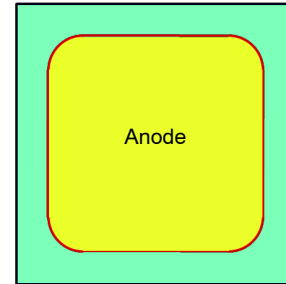
- General Purpose
- SMPS, Solar Inverter, UPS
- Power Switching Circuits

Die Information

- Wafer Diameter: 6 inch
- Die Size: 3,080 x 3,080 μm (Include S/L)
- Metallization
 - ♦ Top: Ti / TiN / Al 4 μm
 - ♦ Back: Ti/ NiV / Ag
- Die Thickness: Typ. 200 μm
- Bonding Pad Size
 - ♦ Anode: 2500 x 2500 μm
- Recommended Wire Bond (Note 1)
 - ♦ Anode: 15 mil x 2

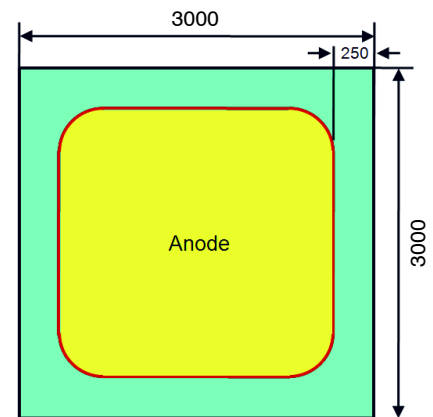
NOTE:

1. Based on TO-247 package of onsemi



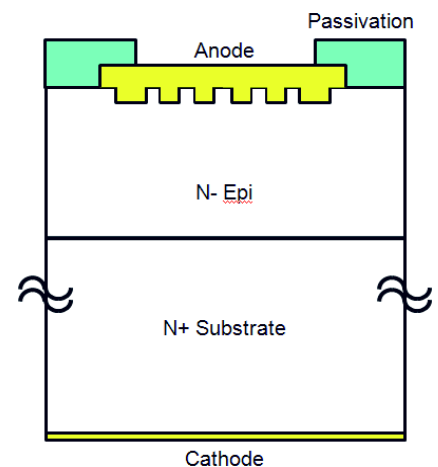
DIE LAYOUT

(Dimension: μm, Except S/L)



- Passivation Area
- Passivation Information
 - Passivation Material: Polyimide (PSPI)
 - Passivation Type: Local Passivation
 - Passivation Thickness: 90KA

CROSS SECTION



ORDERING INFORMATION

Part Number	Package	Die Size
PCFFS20120AF	N/A	3,080 x 3,080 μm (Include Scribe Lane)

PCFFS20120AF

ELECTRICAL CHARACTERISTICS ON WAFER ($T_C = 25^\circ\text{C}$ unless otherwise noted)

Symbol	Parameter	Test Condition	Min	Typ	Max	Unit
V_R	Reverse Blocking Voltage	$I_R = 200 \mu\text{A}$, $T_C = 25^\circ\text{C}$	1230	-	-	V
V_F	Forward Voltage	$I_F = 20 \text{ A}$, $T_C = 25^\circ\text{C}$	1.22	-	1.723	V
I_R	Reverse Current	$V_R = 1230 \text{ V}$, $T_C = 25^\circ\text{C}$	-	-	200	μA

Product parametric performance is indicated in the Electrical Characteristics for the listed test conditions, unless otherwise noted. Product performance may not be indicated by the Electrical Characteristics if operated under different conditions.

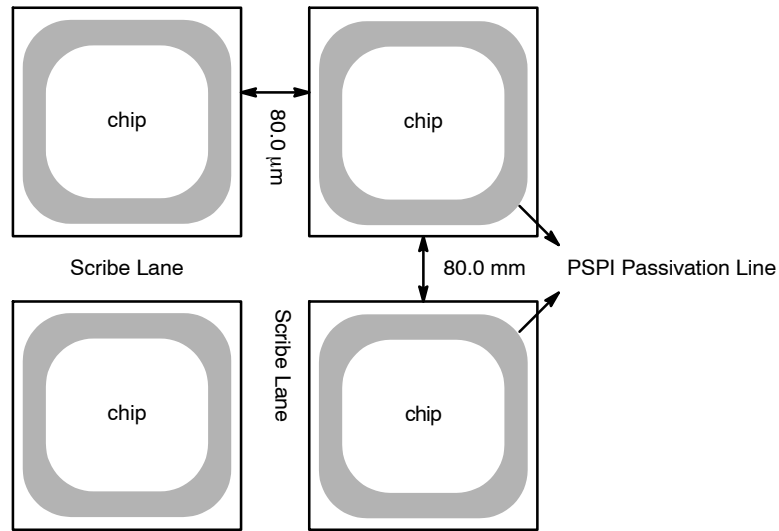
2. Tested 100% on wafer

3. F: sawn-on-film frame packing based on wafer tested

For Additional Product Information and Electrical Characteristics on Package

Refer to the [FFSH40120ADN-F155](#) product datasheet.

The Configuration of Chips (Based on 6 Inch Wafer)



Sawn-on-film frame packing based on tested wafer

Figure 1. The Configuration of Chips (Based on 6 Inch Wafer)

onsemi, **Onsemi**, and other names, marks, and brands are registered and/or common law trademarks of Semiconductor Components Industries, LLC dba "**onsemi**" or its affiliates and/or subsidiaries in the United States and/or other countries. **onsemi** owns the rights to a number of patents, trademarks, copyrights, trade secrets, and other intellectual property. A listing of **onsemi**'s product/patent coverage may be accessed at www.onsemi.com/site/pdf/Patent-Marking.pdf. **onsemi** reserves the right to make changes at any time to any products or information herein, without notice. The information herein is provided "as-is" and **onsemi** makes no warranty, representation or guarantee regarding the accuracy of the information, product features, availability, functionality, or suitability of its products for any particular purpose, nor does **onsemi** assume any liability arising out of the application or use of any product or circuit, and specifically disclaims any and all liability, including without limitation special, consequential or incidental damages. Buyer is responsible for its products and applications using **onsemi** products, including compliance with all laws, regulations and safety requirements or standards, regardless of any support or applications information provided by **onsemi**. "Typical" parameters which may be provided in **onsemi** data sheets and/or specifications can and do vary in different applications and actual performance may vary over time. All operating parameters, including "Typicals" must be validated for each customer application by customer's technical experts. **onsemi** does not convey any license under any of its intellectual property rights nor the rights of others. **onsemi** products are not designed, intended, or authorized for use as a critical component in life support systems or any FDA Class 3 medical devices or medical devices with a same or similar classification in a foreign jurisdiction or any devices intended for implantation in the human body. Should Buyer purchase or use **onsemi** products for any such unintended or unauthorized application, Buyer shall indemnify and hold **onsemi** and its officers, employees, subsidiaries, affiliates, and distributors harmless against all claims, costs, damages, and expenses, and reasonable attorney fees arising out of, directly or indirectly, any claim of personal injury or death associated with such unintended or unauthorized use, even if such claim alleges that **onsemi** was negligent regarding the design or manufacture of the part. **onsemi** is an Equal Opportunity/Affirmative Action Employer. This literature is subject to all applicable copyright laws and is not for resale in any manner.

ADDITIONAL INFORMATION

TECHNICAL PUBLICATIONS:

Technical Library: www.onsemi.com/design/resources/technical-documentation
onsemi Website: www.onsemi.com

ONLINE SUPPORT: www.onsemi.com/support

For additional information, please contact your local Sales Representative at www.onsemi.com/support/sales