

Thank you for your interest in **onsemi** products.
Your technical document begins on the following pages.



Your Feedback is Important to Us!

Please take a moment to participate in our short survey.
At **onsemi**, we are dedicated to delivering technical content that best meets your needs.

[Help Us Improve – Take the Survey](#)

This survey is intended to collect your feedback, capture any issues you may encounter, and to provide improvements you would like to suggest.

We look forward to your feedback.

To learn more about **onsemi**, please visit our website at
www.onsemi.com

onsemi and **onsemi** and other names, marks, and brands are registered and/or common law trademarks of Semiconductor Components Industries, LLC dba "**onsemi**" or its affiliates and/or subsidiaries in the United States and/or other countries. **onsemi** owns the rights to a number of patents, trademarks, copyrights, trade secrets, and other intellectual property. A listing of **onsemi** product/patent coverage may be accessed at www.onsemi.com/site/pdf/Patent-Marking.pdf. **onsemi** reserves the right to make changes at any time to any products or information herein, without notice. The information herein is provided "as-is" and **onsemi** makes no warranty, representation or guarantee regarding the accuracy of the information, product features, availability, functionality, or suitability of its products for any particular purpose, nor does **onsemi** assume any liability arising out of the application or use of any product or circuit, and specifically disclaims any and all liability, including without limitation special, consequential or incidental damages. Buyer is responsible for its products and applications using **onsemi** products, including compliance with all laws, regulations and safety requirements or standards, regardless of any support or applications information provided by **onsemi**. "Typical" parameters which may be provided in **onsemi** data sheets and/or specifications can and do vary in different applications and actual performance may vary over time. All operating parameters, including "Typicals" must be validated for each customer application by customer's technical experts. **onsemi** does not convey any license under any of its intellectual property rights nor the rights of others. **onsemi** products are not designed, intended, or authorized for use as a critical component in life support systems or any FDA Class 3 medical devices or medical devices with a same or similar classification in a foreign jurisdiction or any devices intended for implantation in the human body. Should Buyer purchase or use **onsemi** products for any such unintended or unauthorized application, Buyer shall indemnify and hold **onsemi** and its officers, employees, subsidiaries, affiliates, and distributors harmless against all claims, costs, damages, and expenses, and reasonable attorney fees arising out of, directly or indirectly, any claim of personal injury or death associated with such unintended or unauthorized use, even if such claim alleges that **onsemi** was negligent regarding the design or manufacture of the part. **onsemi** is an Equal Opportunity/Affirmative Action Employer. This literature is subject to all applicable copyright laws and is not for resale in any manner. Other names and brands may be claimed as the property of others.

1/1.7-Inch 8 MP CMOS Digital Image Sensor

AR0821

General Description

onsemi AR0821 is a 1/1.7-inch CMOS digital image sensor with a 3848 H x 2168 V active-pixel array. This advanced sensor captures images in either linear or high dynamic range, with rolling-shutter readout. AR0821 is optimized to deliver high-quality performance in both low-light and challenging lighting conditions. It is supported by a 2.1 μm Dual Conversion Gain Pixel Technology (DR-Pix™) BSI pixel from onsemi and embedded HDR (eHDR) technology that delivers greater than 140 dB. The sensor includes advanced functions such as in-pixel binning, windowing, and both video and single frame modes to provide flexible Region of Interest (ROI) or specific resolution providing enhanced performance in extreme low light conditions. The device is programmable through a simple two-wire serial interface, and supports MIPI output interface.

Table 1. KEY PARAMETERS

Parameter		Typical Value
Optical format		1/1.7 inch (9.25 mm)
Active pixels		3848 x 2168 = 8.3M
Pixel size		2.1 μm
Color filter array		RGB Bayer
CRA		18°
Shutter type		Electronic rolling shutter
Input clock range		6 – 50 MHz
Pixel Clock Range		150 ~ 156 MHz
Output	Serial	MIPI CSI-2 12-, 16-, 20-, or 24-bit
Frame rate	Full resolution	60FPS – Linear
Responsivity RGB (Green)		17.5 ke-/lux*sec
SNR _{MAX}		41 dB
Maximum dynamic range		≥140 dB (eHDR 4-exp)
Supply voltage	I/O	1.8 V
	Digital	1.2 V
	Analog	2.8 V
	MIPI	1.2 V
Power consumption (typical)		520 mW (Full Resolution, Linear 60FPS)
Operating temperature		(-30°C < T _J < +85°C)
Optimal Performance Temperature Range		(0°C < T _J < +60°C)
Package options		11 x 8 mm iBGA

ORDERING INFORMATION

See detailed ordering and shipping information on page 2 of this data sheet.

Non-NDA Data Sheet

Interested in what you see? If you would like more detailed information, please request the full version of our data sheet.

[Request Full Data Sheet](#)

Features

- 4K Resolution
- High Performance 2.1 μm Automotive Grade Backside Illuminated (BSI) Pixel with DR-Pix Technology from onsemi
- Advanced eHDR Reconstruct with Flexible Exposure Ratio Control
- Multiple HDR Modes: 3-exp eHDR, 4-exp eHDR and 2-exp line interleaved output (LI-HDR)
- Readout Modes: 2x2 Scaling, 2x2 Mono Summing for Linear/ 4-exp eHDR, 2x2 Binning
- Data Interface: 1.7 Gbps/Lane, 4-lane MIPI CSI-2
- Built-In Temperature Sensor
- Selectable Automatic or User Controlled Black Level Control
- Frame to Frame Switching Among up to Four Contexts to Enable Multi-Function Systems
- Multi-Camera Synchronization Support
- This is a Pb-Free Device

Applications

- AGV/AMR
- Machine Vision Cameras
- ID Document Readers
- Surveillance/Security Cameras
- Video Conferencing

AR0821

Table 2. ORDERING INFORMATION

Part number	Description	Orderable Product Attribute Description	Package
AR0821CSSC18SMEA0-DPBR	RGB, 18°CRA	Dry Pack with Protective Film	iBGA
AR0821CSSC18SMEA0-DPBR1	RGB, 18°CRA	Dry Pack with Protective Film, Small MOQ	
AR0821CSSC18SMEA2-DPBR	RGB, 18°CRA	Dry Pack with Protective Film	
AR0821CSSC18SMEA0-DRBR	RGB, 18°CRA	Dry Pack without Protective Film	
AR0821CSSC18SMEA0-DRBR1	RGB, 18°CRA	Dry Pack without Protective Film, Small MOQ	
AR0821CSSC18SMEA0-GEVB	RGB, 18°CRA	Demo3 Headboard	

Table 3. FRAME RATE FOR AR0821 MODES OF OPERATION

Mode	Resolution	# of Exposures	Bit Depth	Data Rate	Frame Rate (FPS)
Full Resolution, Linear	3840 x 2160	1	12	1.68 Gbps	60
Full Resolution, eHDR	3841 x 2160	3	12	1.25 Gbps	40
Full Resolution, eHDR	3842 x 2160	4	12	1.25 Gbps	30
Full Resolution, LI-HDR	3843 x 2160	2	10	1.56 Gbps	30
Mono-Summing, Linear	1920 x 1080	1	12	1.40 Mbps	190
Mono-Summing, eHDR	1920 x 1080	4	12	1.25 Gbps	60
Scaling, 2x2	1920 x 1080	1	12	1.68 Gbps	110
Binning, 2x2	1920 x 1080	1	12	1.40 Mbps	190

1. All frame rates listed are for MIPI 4-lane operation.
2. When MIPI bitrate is over 1.4 Gbps, every time when streaming Deskew Pattern needs to be enabled by setting R0x31C6 = 0x4000 (R0x31C6[14] = 1) and R0x31C8 = 0x0CF0. Boost also needs to be enabled by setting 0x31DE[2] = 1.

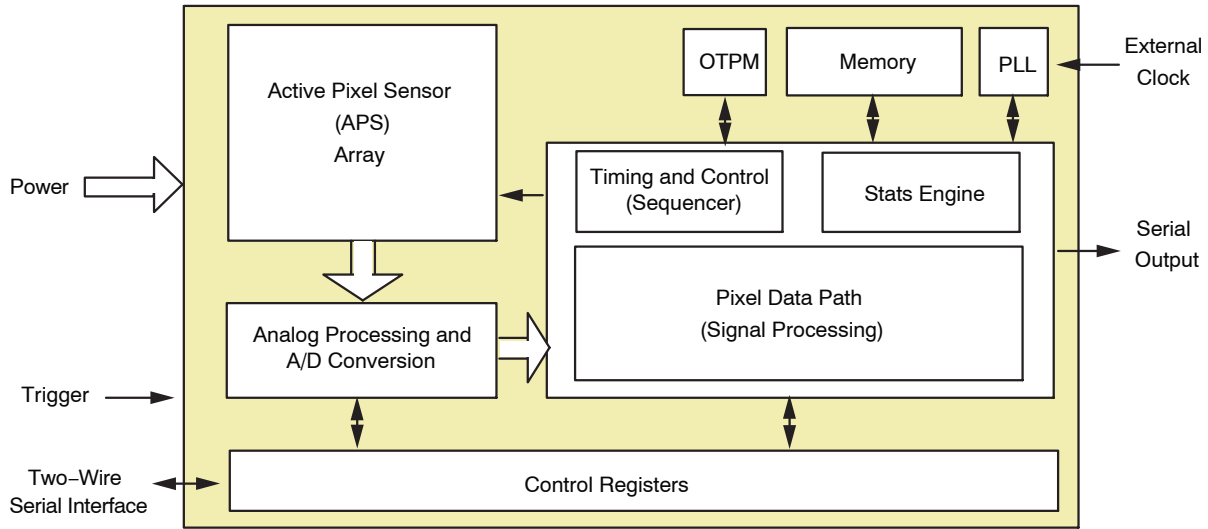
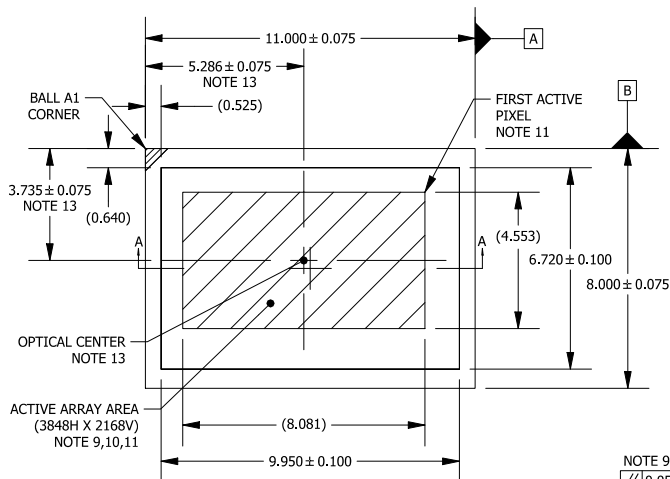


Figure 1. Block Diagram

DR-Pix is a trademark of Semiconductor Components Industries, LLC dba "onsemi" or its affiliates and/or subsidiaries in the United States and/or other countries.

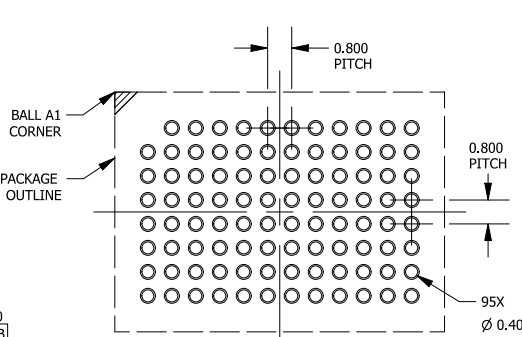
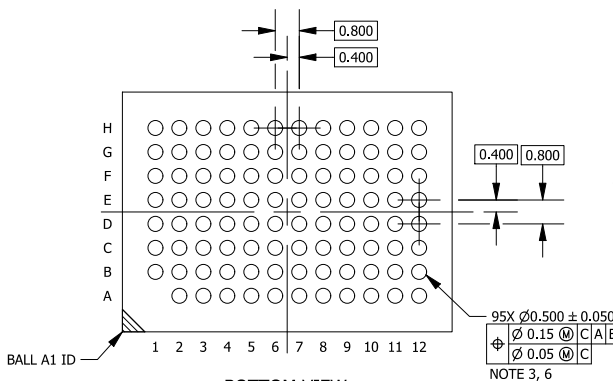
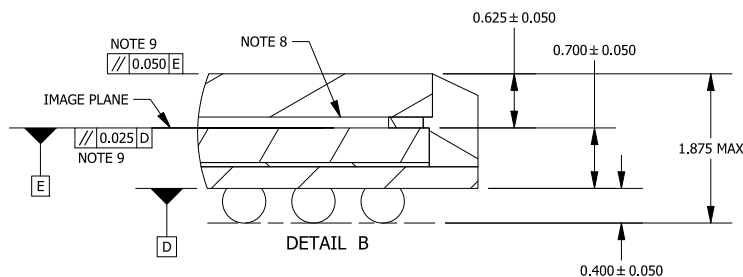
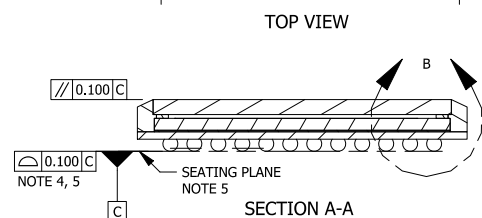
IBGA95 11x8
CASE 503BW
ISSUE C

DATE 24 MAR 2021

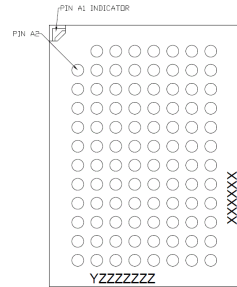


NOTES:

1. DIMENSIONING AND TOLERANCING PER ASME Y14.5M, 1994.
2. CONTROLLING DIMENSION: MILLIMETERS [mm].
3. SOLDER BALL DIAMETER IS MEASURED AT THE MAXIMUM SOLDER BALL DIAMETER PARALLEL TO DATUM C.
4. COPLANARITY APPLIES TO THE SPHERICAL CROWNS OF THE SOLDER BALLS.
5. DATUM C, THE SEATING PLANE IS DEFINED BY THE SPHERICAL CROWNS OF THE SOLDER BALLS.
6. SOLDER BALL MATERIAL: SAC305 (96.5% Sn, 3% Ag, 0.5% Cu).
7. GLASS: 0.500 THICKNESS; REFRACTIVE INDEX = 1.52; AIR COATING R<1% 420-850nm (EACH SIDE).
8. AIR GAP BETWEEN GLASS AND PIXEL ARRAY: 0.125 THICKNESS.
9. PARALLELISM APPLIES ONLY TO THE ACTIVE ARRAY.
10. MAXIMUM ROTATION OF ACTIVE ARRAY RELATIVE TO DATUMS A AND B IS ± 0.7°.
11. REFER TO THE DEVICE DATA SHEET FOR TOTAL PIXEL ARRAY DEFINITIONS.
12. PACKAGE CENTER (X, Y) = (0.000, 0.000).
13. OPTICAL CENTER RELATIVE TO PACKAGE CENTER (X, Y) = (-0.214, 0.265).



GENERIC MARKING DIAGRAM*



XXXX = Specific Device Code
Y = Year
ZZZ = Lot Traceability

*This information is generic. Please refer to device data sheet for actual part marking. Pb-Free indicator, "G" or microdot "▪", may or may not be present. Some products may not follow the Generic Marking.

DOCUMENT NUMBER:	98AON78252G	Electronic versions are uncontrolled except when accessed directly from the Document Repository. Printed versions are uncontrolled except when stamped "CONTROLLED COPY" in red.
DESCRIPTION:	IBGA95 11X8	PAGE 1 OF 1

onsemi and ONSEMI are trademarks of Semiconductor Components Industries, LLC dba onsemi or its subsidiaries in the United States and/or other countries. onsemi reserves the right to make changes without further notice to any products herein. onsemi makes no warranty, representation or guarantee regarding the suitability of its products for any particular purpose, nor does onsemi assume any liability arising out of the application or use of any product or circuit, and specifically disclaims any and all liability, including without limitation special, consequential or incidental damages. onsemi does not convey any license under its patent rights nor the rights of others.

onsemi, **Onsemi**, and other names, marks, and brands are registered and/or common law trademarks of Semiconductor Components Industries, LLC dba "**onsemi**" or its affiliates and/or subsidiaries in the United States and/or other countries. **onsemi** owns the rights to a number of patents, trademarks, copyrights, trade secrets, and other intellectual property. A listing of **onsemi**'s product/patent coverage may be accessed at www.onsemi.com/site/pdf/Patent-Marking.pdf. **onsemi** reserves the right to make changes at any time to any products or information herein, without notice. The information herein is provided "as-is" and **onsemi** makes no warranty, representation or guarantee regarding the accuracy of the information, product features, availability, functionality, or suitability of its products for any particular purpose, nor does **onsemi** assume any liability arising out of the application or use of any product or circuit, and specifically disclaims any and all liability, including without limitation special, consequential or incidental damages. Buyer is responsible for its products and applications using **onsemi** products, including compliance with all laws, regulations and safety requirements or standards, regardless of any support or applications information provided by **onsemi**. "Typical" parameters which may be provided in **onsemi** data sheets and/or specifications can and do vary in different applications and actual performance may vary over time. All operating parameters, including "Typicals" must be validated for each customer application by customer's technical experts. **onsemi** does not convey any license under any of its intellectual property rights nor the rights of others. **onsemi** products are not designed, intended, or authorized for use as a critical component in life support systems or any FDA Class 3 medical devices or medical devices with a same or similar classification in a foreign jurisdiction or any devices intended for implantation in the human body. Should Buyer purchase or use **onsemi** products for any such unintended or unauthorized application, Buyer shall indemnify and hold **onsemi** and its officers, employees, subsidiaries, affiliates, and distributors harmless against all claims, costs, damages, and expenses, and reasonable attorney fees arising out of, directly or indirectly, any claim of personal injury or death associated with such unintended or unauthorized use, even if such claim alleges that **onsemi** was negligent regarding the design or manufacture of the part. **onsemi** is an Equal Opportunity/Affirmative Action Employer. This literature is subject to all applicable copyright laws and is not for resale in any manner.

ADDITIONAL INFORMATION

TECHNICAL PUBLICATIONS:

Technical Library: www.onsemi.com/design/resources/technical-documentation
onsemi Website: www.onsemi.com

ONLINE SUPPORT: www.onsemi.com/support

For additional information, please contact your local Sales Representative at www.onsemi.com/support/sales

