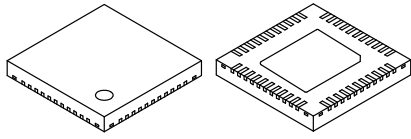


MECHANICAL CASE OUTLINE

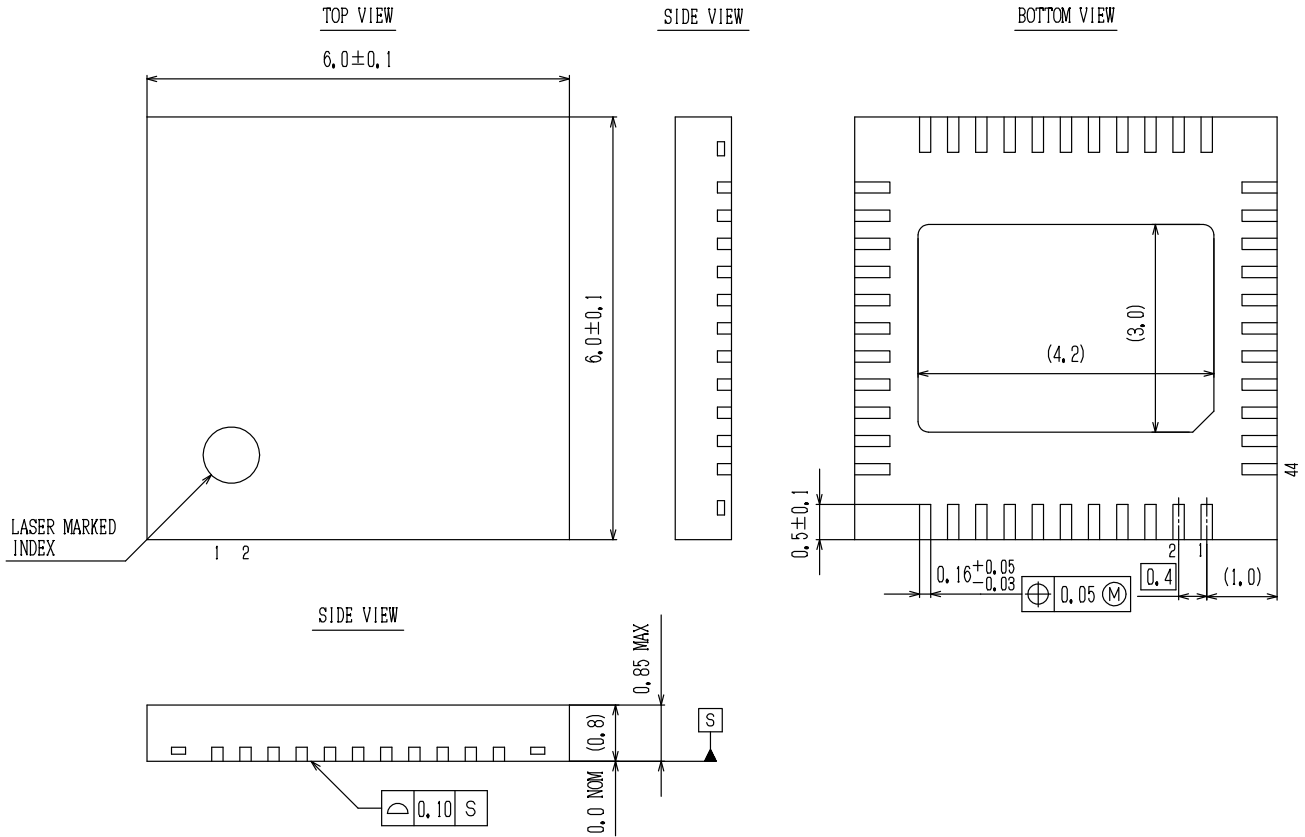
PACKAGE DIMENSIONS

ON Semiconductor®

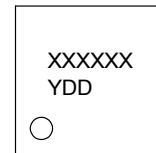
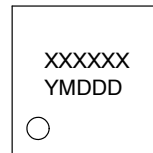


QFN44 6x6, 0.4P / VQFN44L
CASE 485CL
ISSUE A

DATE 05 DEC 2013



GENERIC MARKING DIAGRAM*



XXXXXX = Specific Device Code
 Y = Year
 M = Month
 DDD = Additional Traceability Data

XXXXXX = Specific Device Code
 Y = Year
 DD = Additional Traceability Data

*This information is generic. Please refer to device data sheet for actual part marking.
 Pb-Free indicator, "G" or microdot "▪", may or may not be present.

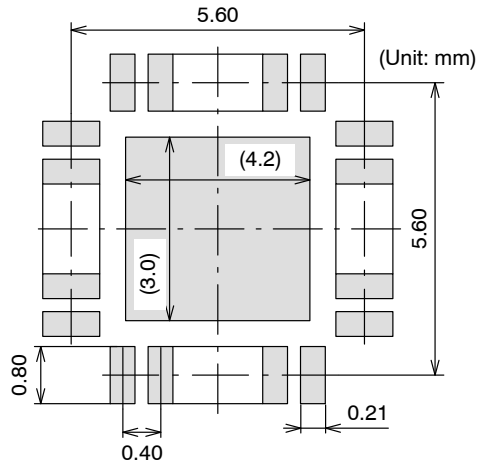
DOCUMENT NUMBER:	98AON80828E	Electronic versions are uncontrolled except when accessed directly from the Document Repository. Printed versions are uncontrolled except when stamped "CONTROLLED COPY" in red.
DESCRIPTION:	QFN44 6X6, 0.4P / VQFN44L	PAGE 1 OF 2

ON Semiconductor and are trademarks of Semiconductor Components Industries, LLC dba ON Semiconductor or its subsidiaries in the United States and/or other countries. ON Semiconductor reserves the right to make changes without further notice to any products herein. ON Semiconductor makes no warranty, representation or guarantee regarding the suitability of its products for any particular purpose, nor does ON Semiconductor assume any liability arising out of the application or use of any product or circuit, and specifically disclaims any and all liability, including without limitation special, consequential or incidental damages. ON Semiconductor does not convey any license under its patent rights nor the rights of others.

QFN44 6x6, 0.4P / VQFN44L
CASE 485CL
ISSUE A

DATE 05 DEC 2013

SOLDERING FOOTPRINT*




NOTES:

1. The measurements are not to guarantee but for reference only.
2. Module level verification after set designing must be implemented. Validating solderability and Reliability verification for joint areas such as Exposed Die-pad and must be carried out.

*For additional information on our Pb-Free strategy and soldering details, please download the ON Semiconductor Soldering and Mounting Techniques Reference Manual, SOLDERRM/D.

DOCUMENT NUMBER:	98AON80828E	Electronic versions are uncontrolled except when accessed directly from the Document Repository. Printed versions are uncontrolled except when stamped "CONTROLLED COPY" in red.
DESCRIPTION:	QFN44 6X6, 0.4P / VQFN44L	PAGE 2 OF 2

ON Semiconductor and  are trademarks of Semiconductor Components Industries, LLC dba ON Semiconductor or its subsidiaries in the United States and/or other countries. ON Semiconductor reserves the right to make changes without further notice to any products herein. ON Semiconductor makes no warranty, representation or guarantee regarding the suitability of its products for any particular purpose, nor does ON Semiconductor assume any liability arising out of the application or use of any product or circuit, and specifically disclaims any and all liability, including without limitation special, consequential or incidental damages. ON Semiconductor does not convey any license under its patent rights nor the rights of others.