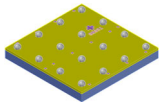


MECHANICAL CASE OUTLINE

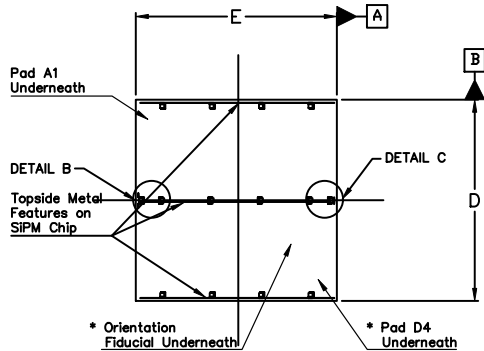
PACKAGE DIMENSIONS

ON Semiconductor®

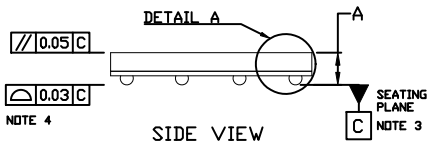


ODCSP16 4x4, 1.12P CASE 570CN ISSUE A

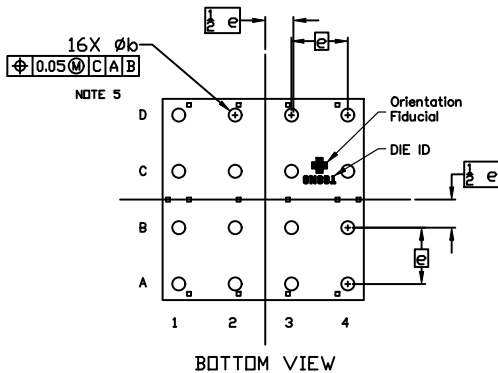
DATE 07 JAN 2021



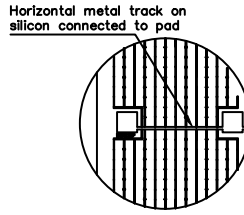
TOP VIEW



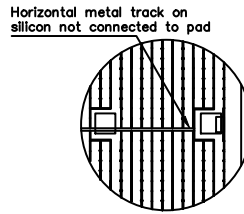
SIDE VIEW



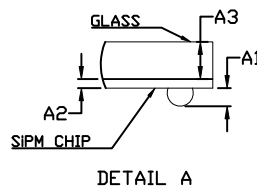
BOTTOM VIEW



DETAIL B



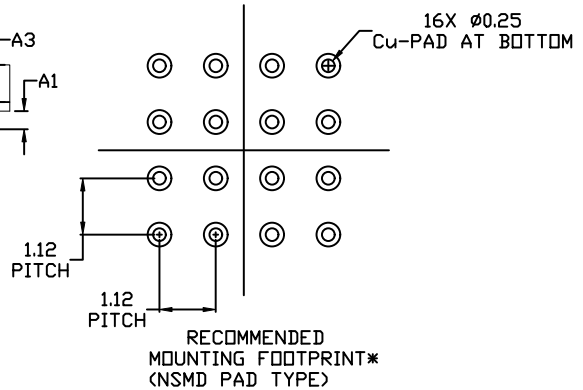
DETAIL C



DETAIL A

- NOTES:
1. DIMENSIONING AND TOLERANCING PER ASME Y14.5M, 2009.
 2. CONTROLLING DIMENSION: MILLIMETERS
 3. DATUM C, THE SEATING PLANE, IS DEFINED BY THE SPHERICAL CROWNS OF THE CONTACT BALLS.
 4. COPLANARITY APPLIES TO THE SPHERICAL CROWNS OF THE CONTACT BALLS.
 5. DIMENSION b IS MEASURED AT THE MAXIMUM CONTACT BALL DIAMETER PARALLEL TO DATUM C.
 6. SOLDER BALLS ARE PERFECTLY ALIGNED TO THE CENTER OF THE SENSOR (ACTIVE AREA).

DIM	MILLIMETERS		
	MIN.	NOM.	MAX.
A	0.60	0.64	0.68
A1	0.16	0.18	0.20
A2	0.075	0.09	0.105
A3	0.355	0.37	0.385
b	0.23	0.26	0.29
D	3.95	4.00	4.05
E	3.95	4.00	4.05
e	1.12 BSC		



* For additional information on our Pb-Free strategy and soldering details, please download the ON Semiconductor Soldering and Mounting Techniques Reference Manual, SOLDERM/D.

DOCUMENT NUMBER:	98AON94887G	Electronic versions are uncontrolled except when accessed directly from the Document Repository. Printed versions are uncontrolled except when stamped "CONTROLLED COPY" in red.
DESCRIPTION:	ODCSP16 4x4, 1.12P	PAGE 1 OF 2

ON Semiconductor and are trademarks of Semiconductor Components Industries, LLC dba ON Semiconductor or its subsidiaries in the United States and/or other countries. ON Semiconductor reserves the right to make changes without further notice to any products herein. ON Semiconductor makes no warranty, representation or guarantee regarding the suitability of its products for any particular purpose, nor does ON Semiconductor assume any liability arising out of the application or use of any product or circuit, and specifically disclaims any and all liability, including without limitation special, consequential or incidental damages. ON Semiconductor does not convey any license under its patent rights nor the rights of others.