
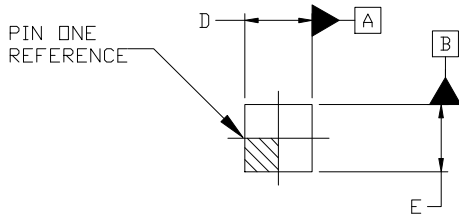


# MECHANICAL CASE OUTLINE PACKAGE DIMENSIONS

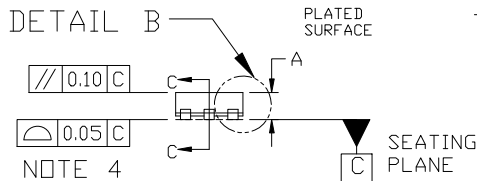


## XDFNW6 1.0x1.0, 0.35P CASE 717AE ISSUE B

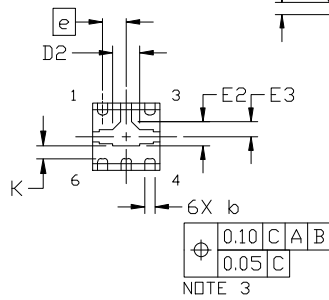
DATE 06 MAY 2022



TOP VIEW



SIDE VIEW



BOTTOM VIEW

### GENERIC MARKING DIAGRAM\*

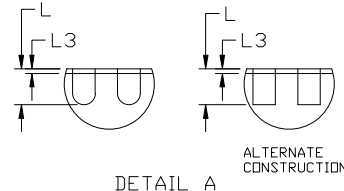


XX = Specific Device Code  
M = Date Code

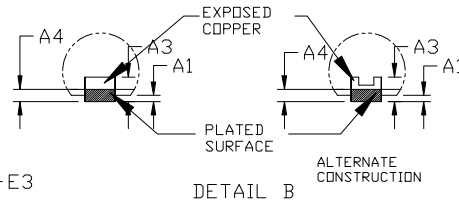
\*This information is generic. Please refer to device data sheet for actual part marking. Pb-Free indicator, "G" or microdot "▪", may or may not be present. Some products may not follow the Generic Marking.

#### NOTES:

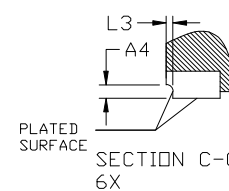
1. DIMENSIONING AND TOLERANCING PER ASME Y14.5M, 2009.
2. CONTROLLING DIMENSION: MILLIMETERS
3. DIMENSION *b* APPLIES TO PLATED TERMINAL AND IS MEASURED BETWEEN 0.15 AND 0.20 MM FROM THE TERMINAL TIP.
4. COPLANARITY APPLIES TO ALL THE TERMINALS.
5. PACKAGE DIMENSIONS EXCLUSIVE OF BURRS AND MOLD FLASH.



DETAIL A

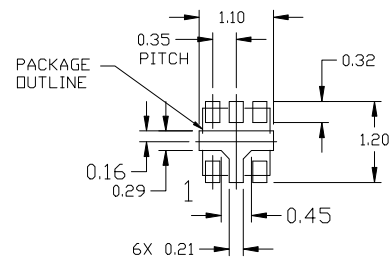


DETAIL B



SECTION C-C  
6X

DIM	MILLIMETERS		
	MIN.	NOM.	MAX.
A	0.32	0.38	0.43
A1	0.00	---	0.05
A3	0.152 REF		
A4	0.10	---	---
<i>b</i>	0.10	0.16	0.22
D	0.90	1.00	1.10
D2	0.30	0.40	0.50
E	0.90	1.00	1.10
E2	0.36 REF		
E3	0.23 REF		
<i>e</i>	0.35 BSC		
K	0.18 REF		
L	0.12	0.18	0.24
L3	---	---	0.09



### RECOMMENDED MOUNTING FOOTPRINT\*

\* For additional information on our Pb-Free strategy and soldering details, please download the DN Semiconductor Soldering and Mounting Techniques Reference Manual, SOLDERM/D.

<b>DOCUMENT NUMBER:</b>	<b>98AON12427H</b>	Electronic versions are uncontrolled except when accessed directly from the Document Repository. Printed versions are uncontrolled except when stamped "CONTROLLED COPY" in red.
<b>DESCRIPTION:</b>	<b>XDFNW6 1.0x1.0, 0.35P</b>	<b>PAGE 1 OF 1</b>

onsemi and ONSEMI are trademarks of Semiconductor Components Industries, LLC dba onsemi or its subsidiaries in the United States and/or other countries. onsemi reserves the right to make changes without further notice to any products herein. onsemi makes no warranty, representation or guarantee regarding the suitability of its products for any particular purpose, nor does onsemi assume any liability arising out of the application or use of any product or circuit, and specifically disclaims any and all liability, including without limitation special, consequential or incidental damages. onsemi does not convey any license under its patent rights nor the rights of others.