


MECHANICAL CASE OUTLINE

PACKAGE DIMENSIONS

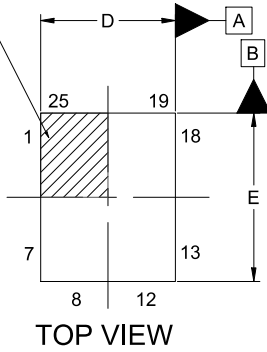
ON Semiconductor®



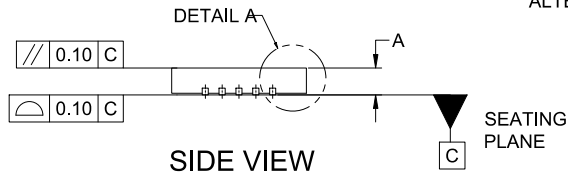
PQFN25 4x5, 0.5P CASE 483BV ISSUE B

DATE 31 AUG 2020

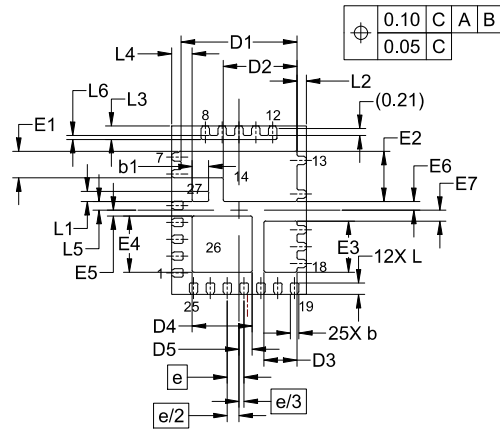
PIN 1 IDENTIFIER



TOP VIEW



SIDE VIEW



BOTTOM VIEW

GENERIC MARKING DIAGRAM*

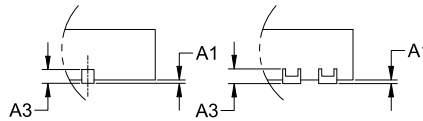


XXXX = Specific Device Code
A = Assembly Location
LL = Assembly Lot Trace Code
Y = Year
W = Work Week

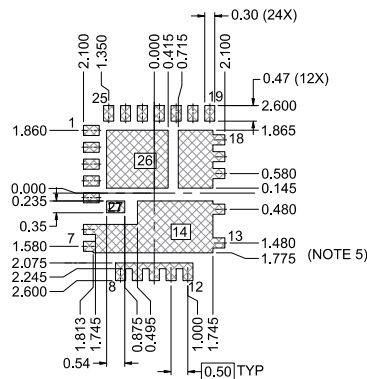

*This information is generic. Please refer to device data sheet for actual part marking. Pb-Free indicator, "G" or microdot "▪", may or may not be present. Some products may not follow the Generic Marking.

NOTES: UNLESS OTHERWISE SPECIFIED

- 1) THIS PACKAGE DOES NOT FULLY CONFORM TO JEDEC MO-220.
- 2) DIMENSIONS DO NOT INCLUDE BURRS OR MOLD FLASH. MOLD FLASH OR BURRS DO NOT EXCEED 0.10 MM
- 3) ALL DIMENSIONS ARE IN MILLIMETERS.
- 4) DRAWING CONFORMS TO ASME Y14.5M-2009.



DETAIL A
ALTERNATE CONSTRUCTIONS



RECOMMENDED MOUNTING FOOTPRINT

*FOR ADDITIONAL INFORMATION ON OUR PB-FREE STRATEGY AND SOLDERING DETAILS, PLEASE DOWNLOAD THE ON SEMICONDUCTOR SOLDERING AND MOUNTING TECHNIQUES REFERENCE MANUAL, SOLDERM/D.

DIM	MILLIMETERS		
	MIN.	NOM.	MAX.
A	0.70	0.75	0.80
A1	0.00	0.025	0.05
A3	0.15	0.20	0.25
b	0.20	0.25	0.30
b1	0.44	0.49	0.54
D	3.90	4.00	4.10
D1	3.34	3.44	3.54
D2	2.09	2.19	2.29
D3	0.88	0.98	1.08
D4	1.68	1.78	1.88
D5	0.34	0.39	0.44
E	4.90	5.00	5.10
E1	0.69	0.79	0.89
E2	1.39	1.49	1.59
E3	1.42	1.52	1.62
E4	1.57	1.67	1.77
E5	0.12	0.17	0.22
E6	0.21	0.26	0.31
E7	0.27	0.32	0.37
e	0.50 BSC		
e/2	0.35 BSC		
e/3	0.15 BSC		
L	0.29	0.34	0.39
L1	0.25	0.30	0.35
L2	0.23	0.28	0.33
L3	0.35	0.40	0.45
L4	0.56	0.61	0.66
L5	0.21	0.26	0.31
L6	0.07	0.12	0.17

DOCUMENT NUMBER:	98AON13704G	Electronic versions are uncontrolled except when accessed directly from the Document Repository. Printed versions are uncontrolled except when stamped "CONTROLLED COPY" in red.
DESCRIPTION:	PQFN25 4x5, 0.5P	PAGE 1 OF 1

ON Semiconductor and ON are trademarks of Semiconductor Components Industries, LLC dba ON Semiconductor or its subsidiaries in the United States and/or other countries. ON Semiconductor reserves the right to make changes without further notice to any products herein. ON Semiconductor makes no warranty, representation or guarantee regarding the suitability of its products for any particular purpose, nor does ON Semiconductor assume any liability arising out of the application or use of any product or circuit, and specifically disclaims any and all liability, including without limitation special, consequential or incidental damages. ON Semiconductor does not convey any license under its patent rights nor the rights of others.