

# MECHANICAL CASE OUTLINE PACKAGE DIMENSIONS

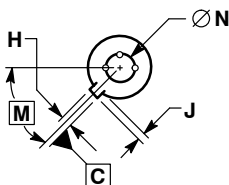
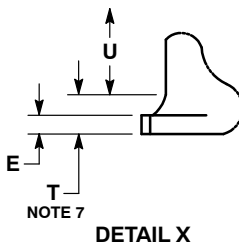
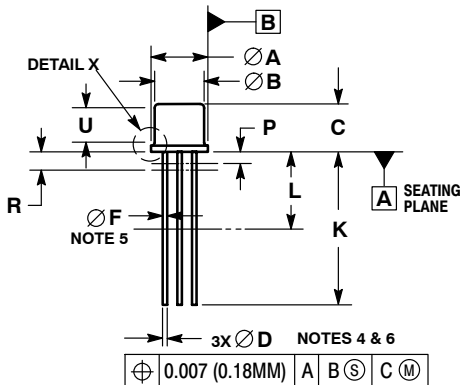
ON Semiconductor®



SCALE 1:1

## TO-18 CASE 206AA ISSUE A

DATE 21 AUG 2012



NOTES:

1. DIMENSIONING AND TOLERANCING PER ASME Y14.5M, 1994.
2. CONTROLLING DIMENSION: INCHES.
3. DIMENSION J MEASURED FROM DIAMETER A TO EDGE.
4. LEAD TRUE POSITION TO BE DETERMINED AT THE GAUGE PLANE DEFINED BY DIMENSION R.
5. DIMENSION F APPLIES BETWEEN DIMENSION P AND L.
6. DIMENSION D APPLIES BETWEEN DIMENSION L AND K.
7. BODY CONTOUR OPTIONAL WITHIN ZONE DEFINED BY DIMENSIONS A, B, AND T.

DIM	MILLIMETERS		INCHES	
	MIN	MAX	MIN	MAX
A	5.31	5.84	0.209	0.230
B	4.52	4.95	0.178	0.195
C	4.32	5.33	0.170	0.210
D	0.41	0.53	0.016	0.021
E	---	0.76	---	0.030
F	0.41	0.48	0.016	0.019
H	0.91	1.17	0.036	0.046
J	0.71	1.22	0.028	0.048
K	12.70	19.05	0.500	0.750
L	6.35	---	0.250	---
M	45° BSC		45° BSC	
N	2.54 BSC		0.100 BSC	
P	---	1.27	---	0.050
R	1.37 BSC		0.054 BSC	
T	---	0.76	---	0.030
U	2.54	---	0.100	---

STYLE 1:  
PIN 1. EMITTER  
2. BASE  
3. COLLECTOR

STYLE 4:  
PIN 1. SOURCE  
2. DRAIN  
3. GATE & CASE

STYLE 7:  
PIN 1. ANODE  
2. BASE  
3. CATHODE

STYLE 10:  
PIN 1. BASE  
2. EMITTER  
3. BASE

STYLE 2:  
PIN 1. SOURCE, SUBSTRATE  
& CASE  
2. GATE  
3. DRAIN

STYLE 5:  
PIN 1. EMITTER  
2. BASE 1  
3. BASE 2

STYLE 8:  
PIN 1. GATE  
2. ANODE 1  
3. ANODE 2

STYLE 11:  
PIN 1. DRAIN  
2. GATE  
3. SOURCE, SUBSTRATE

STYLE 3:  
PIN 1. SOURCE  
2. DRAIN  
3. GATE

STYLE 6:  
PIN 1. CATHODE  
2. GATE  
3. ANODE

STYLE 9:  
PIN 1. ANODE 2  
2. ANODE 1  
3. GATE  
(CONNECTED TO CASE)

STYLE 12:  
PIN 1. SOURCE  
2. GATE  
3. DRAIN (CASE)

DOCUMENT NUMBER:	98AON45207E	Electronic versions are uncontrolled except when accessed directly from the Document Repository. Printed versions are uncontrolled except when stamped "CONTROLLED COPY" in red.
DESCRIPTION:	TO-18 3-LEAD	PAGE 1 OF 1

ON Semiconductor and are trademarks of Semiconductor Components Industries, LLC dba ON Semiconductor or its subsidiaries in the United States and/or other countries. ON Semiconductor reserves the right to make changes without further notice to any products herein. ON Semiconductor makes no warranty, representation or guarantee regarding the suitability of its products for any particular purpose, nor does ON Semiconductor assume any liability arising out of the application or use of any product or circuit, and specifically disclaims any and all liability, including without limitation special, consequential or incidental damages. ON Semiconductor does not convey any license under its patent rights nor the rights of others.