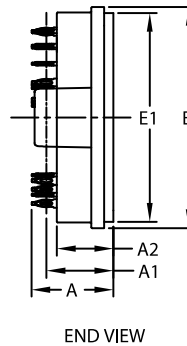

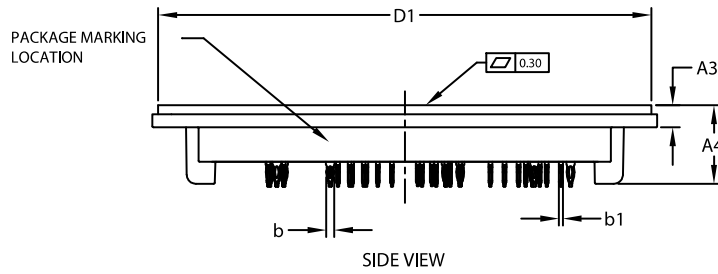


# MECHANICAL CASE OUTLINE PACKAGE DIMENSIONS



## PIM41, 93x47 (PRESS FIT) CASE 180HD ISSUE O

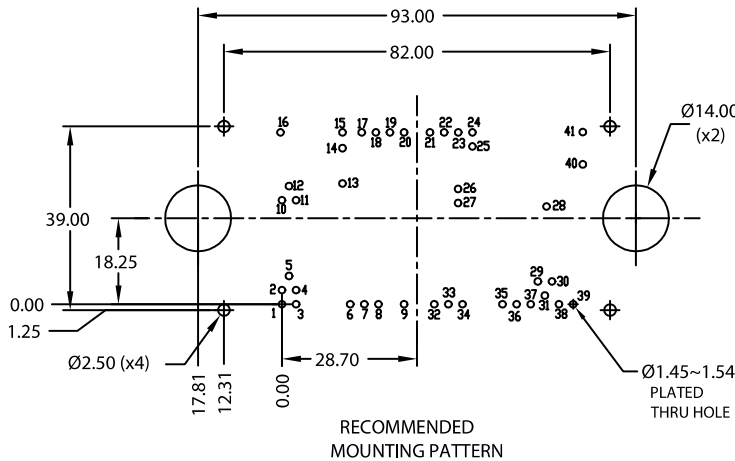
DATE 22 SEP 2021



NOTES:

1. DIMENSIONING AND TOLERANCING PER ASME Y14.5M, 2009
2. CONTROLLING DIMENSION : MILLIMETERS
3. DIMENSIONS b AND b1 APPLY TO THE PLATED TERMINALS AND ARE MEASURED AT DIMENSION A1
4. PIN POSITION TOLERANCE IS ± 0.4mm
5. PACKAGE MARKING IS LOCATED AS SHOWN ON THE SIDE OPPOSITE THE PACKAGE ORIENTATION FEATURES

DIM	MILLIMETERS		
	MIN.	NOM.	MAX.
A	16.90	17.30	17.70
A1	14.18 (REF)		
A2	11.70	12.00	12.30
A3	4.40	4.70	5.00
A4	16.40	16.70	17.00
b	1.61	1.66	1.71
b1	0.75	0.80	0.85
D	92.90	93.00	93.10
D1	104.45	104.75	105.05
D2	81.80	82.00	82.20
D3	106.90	107.20	107.50
E	46.70	47.00	47.30
E1	44.10	44.40	44.70
E2	38.80	39.00	39.20
P	5.40	5.50	5.60
P1	10.60	10.70	10.80
P2	1.80	2.00	2.20



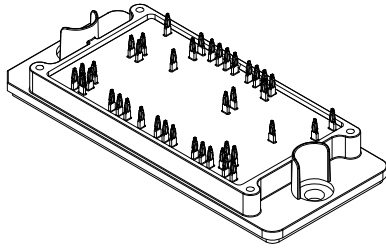
NOTE 4

PIN	PIN POSITION		PIN	PIN POSITION	
	X	Y		X	Y
1	0.00	0.00	23	37.45	36.50
2	0.00	3.00	24	40.45	36.50
3	3.00	0.00	25	40.45	33.50
4	3.00	3.00	26	37.40	24.50
5	1.50	6.00	27	37.40	21.50
6	14.50	0.00	28	56.20	20.75
7	17.50	0.00	29	54.35	4.85
8	20.50	0.00	30	57.35	4.85
9	25.95	0.00	31	55.85	1.85
10	0.00	22.10	32	32.35	0.00
11	3.00	22.10	33	35.35	0.00
12	1.50	25.10	34	38.35	0.00
13	12.85	25.65	35	46.85	0.00
14	12.85	33.15	36	49.85	0.00
15	12.85	36.50	37	52.85	0.00
16	-0.30	36.50	38	58.85	0.00
17	16.95	36.50	39	61.85	0.00
18	19.95	36.50	40	63.90	29.70
19	22.95	36.50	41	63.90	36.55
20	25.95	36.50			
21	31.45	36.50			
22	34.45	36.50			

<b>DOCUMENT NUMBER:</b>	<b>98AON38009H</b>	Electronic versions are uncontrolled except when accessed directly from the Document Repository. Printed versions are uncontrolled except when stamped "CONTROLLED COPY" in red.
<b>DESCRIPTION:</b>	<b>PIM41, 93x47 (PRESS FIT)</b>	<b>PAGE 1 OF 2</b>

onsemi and ONSEMI are trademarks of Semiconductor Components Industries, LLC dba onsemi or its subsidiaries in the United States and/or other countries. onsemi reserves the right to make changes without further notice to any products herein. onsemi makes no warranty, representation or guarantee regarding the suitability of its products for any particular purpose, nor does onsemi assume any liability arising out of the application or use of any product or circuit, and specifically disclaims any and all liability, including without limitation special, consequential or incidental damages. onsemi does not convey any license under its patent rights nor the rights of others.


**MECHANICAL CASE OUTLINE**  
**PACKAGE DIMENSIONS**



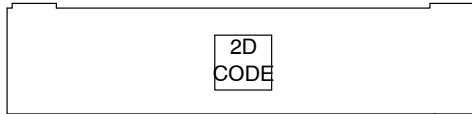
**PIM41, 93x47 (PRESS FIT)**  
CASE 180HD  
ISSUE O

DATE 22 SEP 2021

**GENERIC MARKING DIAGRAM\***



FRONTSIDE MARKING



BACKSIDE MARKING

XXXXX = Specific Device Code  
AT = Assembly & Test Site Code  
YYWW = Year and Work Week Code

\*This information is generic. Please refer to device data sheet for actual part marking. Pb-Free indicator, "G" or microdot "▪", may or may not be present. Some products may not follow the Generic Marking.

<b>DOCUMENT NUMBER:</b>	<b>98AON38009H</b>	Electronic versions are uncontrolled except when accessed directly from the Document Repository. Printed versions are uncontrolled except when stamped "CONTROLLED COPY" in red.
<b>DESCRIPTION:</b>	<b>PIM41, 93x47 (PRESS FIT)</b>	<b>PAGE 2 OF 2</b>

onsemi and ONSEMI are trademarks of Semiconductor Components Industries, LLC dba onsemi or its subsidiaries in the United States and/or other countries. onsemi reserves the right to make changes without further notice to any products herein. onsemi makes no warranty, representation or guarantee regarding the suitability of its products for any particular purpose, nor does onsemi assume any liability arising out of the application or use of any product or circuit, and specifically disclaims any and all liability, including without limitation special, consequential or incidental damages. onsemi does not convey any license under its patent rights nor the rights of others.

[www.onsemi.com](http://www.onsemi.com)