

MECHANICAL CASE OUTLINE

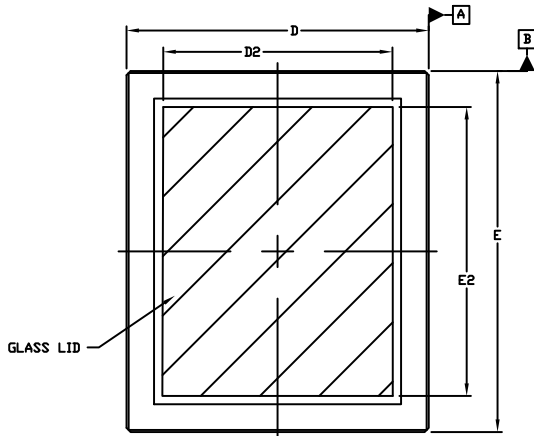
PACKAGE DIMENSIONS

ON Semiconductor®



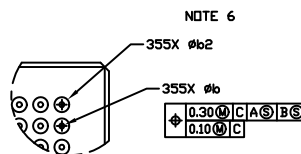
CPGA355, 36.10x43.10
CASE 107DJ-01
ISSUE O

DATE 06 JUL 2011



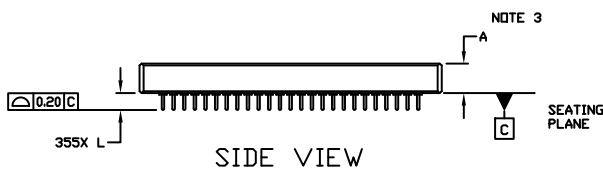
TOP VIEW

- NOTES:
1. DIMENSIONING AND TOLERANCING PER ASME Y14.5M, 1994.
 2. CONTROLLING DIMENSION: MILLIMETERS
 3. DIMENSION A INCLUDES THE PACKAGE BODY AND LID BUT DOES NOT INCLUDE HEATSINKS OR OTHER ATTACHED FEATURES.
 4. DIMENSIONS D AND E DO NOT INCLUDE PROTRUSIONS. SUCH PROTRUSIONS SHALL NOT EXTEND MORE THAN 0.08 ON ANY SIDE. CORNERS AND EDGES OF THE PACKAGE MAY HAVE CHAMFERS.
 5. PIN A1 IDENTIFICATION WILL BE IN THIS AREA. ID TYPE MAY CONSIST OF NOTCHES, METALLIZED MARKINGS, OR OTHER FEATURES.
 6. THIS DIMENSION DEFINES THE MAXIMUM SIZE FOR THE PIN BRAZE PADS.

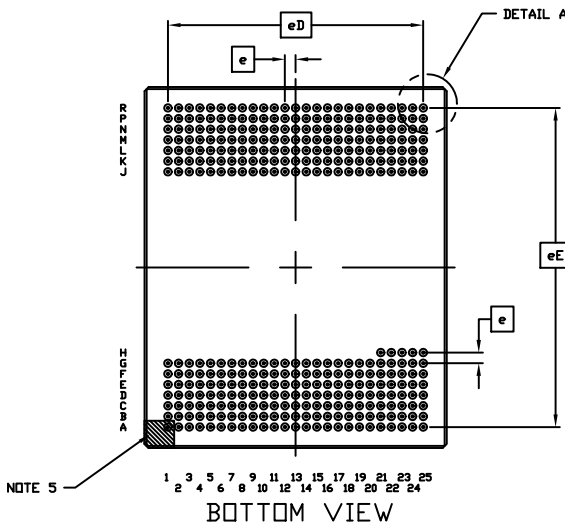


DETAIL A
2X SCALE

| DIM | MILLIMETERS | |
|-----|-------------|-------|
| | MIN. | MAX. |
| A | 3.15 | 3.85 |
| b | 0.25 | 0.35 |
| b2 | --- | 1.05 |
| D | 35.74 | 36.46 |
| D2 | 27.50 | REF |
| E | 42.67 | 43.53 |
| E2 | 34.50 | REF |
| e | 1.27 | BSC |
| eD | 30.48 | BSC |
| eE | 38.10 | BSC |
| L | 1.83 | 2.23 |



SIDE VIEW



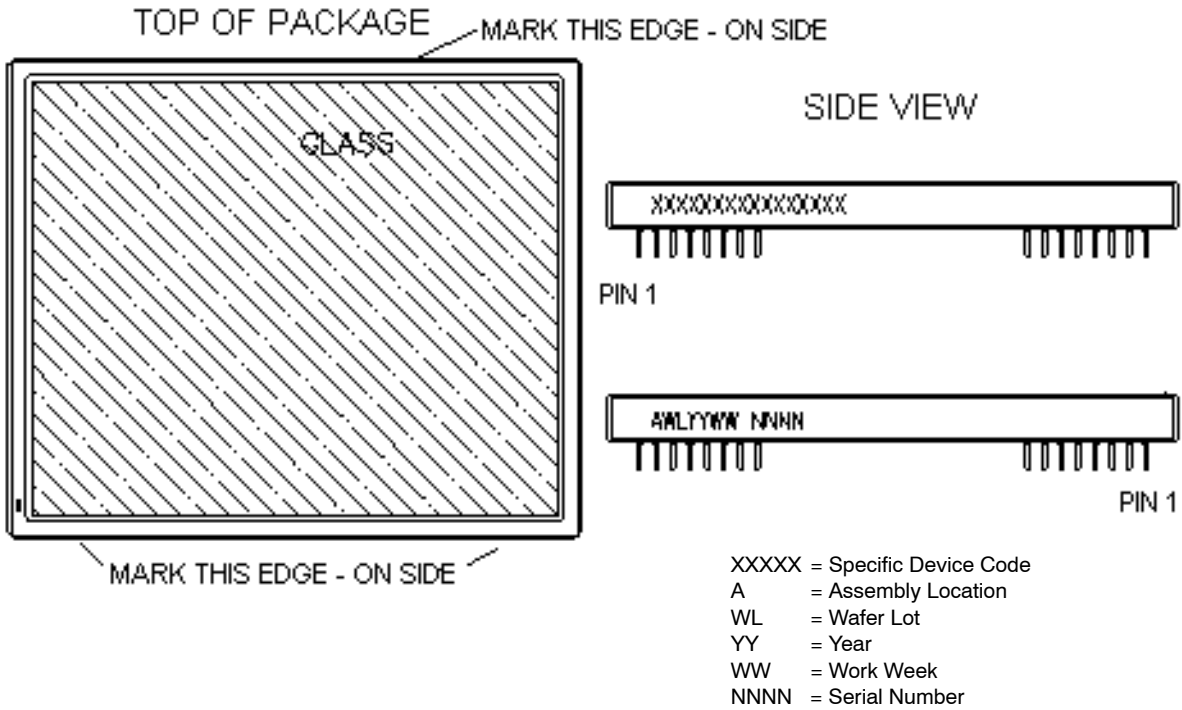
BOTTOM VIEW

GENERIC MARKING
DIAGRAM ON PAGE 2


| | | |
|------------------|------------------------|---|
| DOCUMENT NUMBER: | 98AON56486E | Electronic versions are uncontrolled except when accessed directly from the Document Repository. Printed versions are uncontrolled except when stamped "CONTROLLED COPY" in red. |
| DESCRIPTION: | CPGA355, 36.10 X 43.10 | PAGE 1 OF 2 |

ON Semiconductor and ON are trademarks of Semiconductor Components Industries, LLC dba ON Semiconductor or its subsidiaries in the United States and/or other countries. ON Semiconductor reserves the right to make changes without further notice to any products herein. ON Semiconductor makes no warranty, representation or guarantee regarding the suitability of its products for any particular purpose, nor does ON Semiconductor assume any liability arising out of the application or use of any product or circuit, and specifically disclaims any and all liability, including without limitation special, consequential or incidental damages. ON Semiconductor does not convey any license under its patent rights nor the rights of others.

GENERIC
MARKING DIAGRAM



| | | |
|-------------------------|-------------------------------|---|
| DOCUMENT NUMBER: | 98AON56486E | Electronic versions are uncontrolled except when accessed directly from the Document Repository. Printed versions are uncontrolled except when stamped "CONTROLLED COPY" in red. |
| DESCRIPTION: | CPGA355, 36.10 X 43.10 | PAGE 2 OF 2 |

ON Semiconductor and  are trademarks of Semiconductor Components Industries, LLC dba ON Semiconductor or its subsidiaries in the United States and/or other countries. ON Semiconductor reserves the right to make changes without further notice to any products herein. ON Semiconductor makes no warranty, representation or guarantee regarding the suitability of its products for any particular purpose, nor does ON Semiconductor assume any liability arising out of the application or use of any product or circuit, and specifically disclaims any and all liability, including without limitation special, consequential or incidental damages. ON Semiconductor does not convey any license under its patent rights nor the rights of others.